



BLADMUZIEK



Johann Sebastian Bach 1

| | |
|---|-----|
| Inhoudsopgave | 1 |
| Voorwoord | 5 |
| Johann Sebastian Bach (1685-1750) | 9 |
| Bladmuziek (notenschrift & tabulatuur) | 12 |
| <hr/> | |
| Uit het “Klavierbüchlein für Anna Magdalena Bach” | |
| Menuet in G majeur (BWV Anh. 114) | 12 |
| Menuet in G majeur (BWV Anh. 115) | 14 |
| Menuet in C mineur (BWV Anh. 121) | 16 |
| Mars in D majeur (BWV Anh. 122) | 18 |
| Musette in D majeur (BWV Anh. 126) | 20 |
| Menuet in D mineur (BWV Anh. 132) | 22 |
| Uit de “Goldberg Variaties, BWV 988” | |
| Air (Sarabande) in G majeur | 24 |
| Variatie 1 in G majeur | 27 |
| Variatie 2 in G majeur | 30 |
| Variatie 3 in G majeur (voor duo gitaar) | 32 |
| Variatie 4 in G majeur | 37 |
| Variatie 5 in G majeur | 39 |
| Variatie 18 in G majeur | 42 |
| Variatie 19 in G majeur (voor duo gitaar) | 44 |
| Variatie 20 in G majeur | 47 |
| Variatie 22 in G majeur | 50 |
| Uit het „Klavierbüchlein für Wilhelm Friedemann Bach“ (1720) | |
| Inventie nr. 1 in C majeur, BWV 772 | 52 |
| Inventie nr. 2 in C mineur, BWV 773 | 56 |
| Inventie nr. 3 in D majeur, BWV 774 | 60 |
| Inventie nr. 4 in D mineur, BWV 775 | 66 |
| Inventie nr. 5 in Eb majeur, BWV 776 | 72 |
| Inventie nr. 6 in E majeur, BWV 777 | 77 |
| Inventie nr. 7 in E mineur, BWV 778 | 84 |
| Inventie nr. 8 in F majeur, BWV 779 | 88 |
| Inventie nr. 9 in F mineur, BWV 780 | 93 |
| Inventie nr. 10 in G majeur, BWV 781 | 97 |
| Inventie nr. 11 in G mineur, BWV 782 | 101 |
| Inventie nr. 12 in A majeur, BWV 783 | 105 |
| Inventie nr. 13 in A mineur, BWV 784 | 109 |
| Inventie nr. 14 in Bb majeur, BWV 785 | 113 |
| Inventie nr. 15 in B mineur, BWV 786 | 118 |

Cello Suite No. 1 in G majeur, BWV 1007

| | |
|-----------------|-----|
| 1. Prélude | 122 |
| 2. Allemande | 127 |
| 3. Courante | 133 |
| 4. Sarabande | 137 |
| 5. Menuet No. 1 | 139 |
| 6. Menuet No. 2 | 141 |
| 7. Gigue | 143 |

Cello Suite No. 2 in D mineur, BWV 1008

| | |
|-----------------|-----|
| 1. Prélude | 145 |
| 2. Allemande | 152 |
| 3. Courante | 155 |
| 4. Sarabande | 159 |
| 5. Menuet No. 1 | 161 |
| 6. Menuet No. 2 | 163 |
| 7. Gigue | 165 |

Cello Suite No. 3 in C majeur, BWV 1009

| | |
|-----------------------|-----|
| 1. Prélude | 169 |
| 2. Allemande | 175 |
| 3. Courante | 180 |
| 4. Sarabande | 186 |
| 5. Bourrée Nos. 1 & 2 | 188 |
| 6. Gigue | 192 |

Cello Suite No. 4 in E \flat majeur, BWV 1010

| | |
|------------------|-----|
| 1. Prélude | 196 |
| 2. Allemande | 202 |
| 3. Courante | 206 |
| 4. Sarabande | 211 |
| 5. Bourrée No. 1 | 214 |
| 6. Bourrée No. 2 | 218 |
| 7. Gigue | 219 |

Cello Suite No. 5 in E mineur, BWV 1011 (transp.)

(oorspronkelijke toonsoort: C mineur)

| | |
|---|-----|
| Compleet (Prélude, Allemande, Sarabande, Gavotte Nos. 1 + 2, Gigue) | 223 |
|---|-----|

Alternatieve partituren voor **Cello Suite No. 5**, BWV 1011

| | |
|-----------------------|-----|
| 1. Prélude | 241 |
| 4. Sarabande | 250 |
| 5. Gavotte Nos. 1 & 2 | 252 |

Cello Suite No. 6 in D majeur, BWV 1012

| | |
|------------------|-----|
| 1. Prélude | 257 |
| 2. Allemande | 268 |
| 3. Courante | 273 |
| 4. Sarabande | 278 |
| 5. Gavotte No. 1 | 280 |
| 6. Gavotte No. 2 | 282 |
| 7. Gigue | 284 |

Suite voor Luit in G mineur, BWV 995

| | |
|------------------------------|-----|
| 1. Prélude | 289 |
| 2. Allemande | 301 |
| 3. Courante | 305 |
| 4. Sarabande | 308 |
| 5. Gavotte Nos. 1 + 2, Rondo | 310 |
| 6. Gigue | 315 |

Suite voor Luit in E mineur, BWV 996

| | |
|--------------|-----|
| 1. Prélude | 318 |
| 2. Allemande | 323 |
| 3. Courante | 326 |
| 4. Sarabande | 329 |
| 5. Bourrée | 333 |
| 6. Gigue | 335 |

Suite voor Luit in C mineur, BWV 997

| | |
|-----------------------|-----|
| 1. Prélude (Fantasia) | 339 |
| 2. Fuga | 343 |
| 3. Sarabande | 353 |
| 4. Gigue-Double | 356 |

Prélude, Fuga en Allegro voor Luit in E \flat majeur, BWV 998

| | |
|------------|-----|
| 1. Prélude | 360 |
| 2. Fuga | 365 |
| 3. Allegro | 374 |

Prélude voor Luit in C mineur, BWV 999

378

Fuga voor Luit in A mineur, BWV 1000

381

Partita in E majeur, BWV 1006a

| | |
|--------------------|-----|
| 1. Prélude | 390 |
| 2. Loure | 399 |
| 3. Gavotte & Rondo | 402 |

| | |
|-----------------|-----|
| 4. Menuet No. 1 | 408 |
| 5. Menuet No. 2 | 410 |
| 6. Bourrée | 412 |
| 7. Gigue | 415 |



Waarom de module klassieke gitaarmuziek?

We hebben van onze websitebezoekers vaak het verzoek gekregen aandacht te schenken aan klassieke gitaarmuziek, wat tot het project “klassiek” in 2024 heeft geleid. De basisbeginselen voor het klassieke gitaarspel vind je terug op de website van GuitarJan.com, onder de menu-optie “**Muziekgenres**”, gevolgd door de module “**Klassiek gitaar (basistheorie)**”. In de E-boekenreeks “Klassieke Gitaarmuziek” beginnen we met een aantal wetenswaardigheden over klassieke muziek die we niet in de website hebben geïntegreerd, gevolgd door de partituren van componisten, waarbij de partituren zowel in het klassieke notenschrift, alsook tabulatuur, worden gepresenteerd. Uiteraard leveren we ook de Guitar Pro files met de tabulaturen met de E-boeken mee. Je kunt dan naar hartenlust de muziekstukken bewerken, transponeren, combineren, vereenvoudigen, alles wat je voorkeur heeft.

De geschiedenis van de klassieke gitaar



Babylon, ca. 1800 v.Chr.

De geschiedenis van de klassieke gitaar begint veel eerder dan je zou verwachten, namelijk in het oude Oosten, rond 1900-1800 voor Christus. Bij opgravingen in Babylon zijn kleitabletten gevonden met muzikale illustraties, naakte figuren met grote ronde lichamen en uitgestrekte halzen, die snaarinstrumenten bespelen. In de Romeinse tijd waren er instrumenten die niet veel verschillen van de moderne gitaar, gemaakt van hout en snaren, waarbij de in de klankkast 5 verschillende groepen gaten zijn te zien, verdeeld

over de voor- en achterkant. In de 16^{de} eeuw beginnen de wortels van de moderne klassieke gitaar wortel te schieten dankzij de kruisbestuiving van islamitische en christelijke culturen.

De eerste instrumenten werden gemaakt met 4 paar snaren, een ronde vorm en een klankkast die aan de achterkant in een soort peervorm uitliep. De gitaar werd erg populair bij de algemene bevolking, en werd een integraal onderdeel van de muziek bij elke dorpsdans of sociale gelegenheid. Het meer elite de deel van de samenleving gaf de voorkeur aan de verfijnde klank van de vihuela, en het “koninklijke” instrument aan het hof was de luit.

De dichter Vicente Espinel wordt beschouwd als de uitvinder van wat we nu de klassieke gitaar noemen, maar het was de Catalaanse Joan Carles Amat die de 'Cinco Órdenes' schreef, en ervoor zorgde dat de gitaar in heel Europa populair werd. De gitaar werd enorm populair in de barokperiode, waarna in de 18^{de} eeuw de 6^{de} snaar werd toegevoegd. Daarmee was het uiterlijk van de klassieke gitaar definitief bepaald.

In de 19^{de} eeuw werd de gitaar als een virtuoos instrument erkend, en gebruikt om op grote gala's en concerten te bespelen. Vele sterren en 'maestro's' werden geboren, zoals Fernando Sor y Dionisio Aguado. Buiten Spanje waren componisten als Paganini en Schubert gepassioneerd door het instrument en zijn prachtige klank.



Vihuela, ca. 1500 n.Chr.

Interessant genoeg arriveerden de Spaanse en klassieke gitaar in de nieuwe wereld door toedoen van een Oostenrijker en niet van een Spanjaard. Christian Frederick Martin wordt beschouwd als de man die de klassieke gitaar in Zuid-Amerika heeft geïntroduceerd. Naarmate de gitaristen in bekendheid groeiden, groeide ook het aantal ambachtelijke meesters die de gitaren (destijds allemaal met de hand gemaakt), waarbij Antonio de Torres een van de aartsvaders van de nieuwe generatie gitaren in hedendaagse stijl was.

Als er één figuur is die in deze periode opvalt als een fundamentele vormgever van het klassieke gitaargeluid, dan is het Francisco Tárrega die onder andere het wereldberoemde "Capricho Árabe" componeerde.

Dit alles leidde tot wat we wel de Gouden Eeuw van de klassieke (Spaanse) gitaar noemen. Gerenommeerde musici als Manuel de Falla, Joaquín Turina, Federico Moreno Torroba en Joaquín Rodrigo componeerden solostukken en symfonieën met de gitaar als hoofdinstrument. Naast deze grootheden stonden andere grote componisten als Isaac Albéniz en Enrique Granados.

Er ontstond een grote evolutie in componeer- en spelkunst, waarbij Miguel Llobet de basis voor de moderne techniek heeft gelegd, en bracht Andrés Segovia de spelkunst naar nieuwe hoogten en volwassenheid tilde. Ook Regino Sainz de la Maza leverde essentiële bijdragen aan de speelstijl, en Narciso Yepes was diegene die een 7^{de} snaar liet toevoegen aan klassieke gitaren, wat echter nooit stand heeft gehouden in composities voor de gitaar.

Belangrijke gebeurtenissen

De onderstaande tijdlijn voor klassieke gitaar is niet bedoeld om een allesomvattend beeld van de ontstaansgeschiedenis van zowel het instrument als de composities te geven. In plaats daarvan is geven we je een kort overzicht van enkele van de belangrijkste gebeurtenissen in de geschiedenis van de klassieke gitaar. Als je iets ziet dat we hebben weggelaten uit deze tijdlijn voor klassieke gitaar, laat het ons dan weten!

ca. 1400 - De Spaanse vihuela, een voorouder van de gitaar, wordt populair in Spanje, Italië en Portugal.

ca. 1500 - Het vijfsnarig instrument de guitarra battente verschijnt in Italië, met een A, D, G, B, E-stemming, die de top vijf snarige stemming van de moderne gitaar weerspiegelt.

ca. 1600 - De gitaar evolueert naar een zessnarig instrument. Interessant om op te merken dat de 12-snarige gitaar eigenlijk voorafging aan de 6-snarige gitaar!

c. februari 1778 - De Spaanse componist en gitarist Fernando Sor wordt geboren. Algemeen beschouwd als een eersteklas gitarist tijdens zijn leven, zijn Sor's composities enkele van de meest gerenommeerde muziekstukken geworden, die speciaal voor de gitaar zijn gecomponeerd.

ca. 1850 - De gitaar onderging zijn meest serieuze make-over tot nu toe toen de Spaanse gitaarbouwer Antonio Torres Jurado een aantal belangrijke veranderingen aanbracht waardoor de gitaar een levensvatbaar concert- en solo-instrument is geworden. Hij vergrootte de klankkast van de gitaar en concentreerde zich ook op de zangbodem als het belangrijkste onderdeel van de constructie van de gitaar, waardoor deze lichter en meer resonerend werd. Hij gebruikte ook een systeem van (waaier)versteving dat de sterkte van het instrument verhoogde, en tegelijkertijd het gewicht verminderde.

1893 - De grote klassieke gitarist Andrés Segovia wordt geboren in Linares, Jaén, Spanje. Als autodidactisch gitarist leverde hij gedetailleerde transcripties van werken van klassieke componisten en gaf hij opdrachten voor eigen gebruik. Hij gaf rechtstreeks les aan veel van 's werelds grootste klassieke gitaristen, waaronder John Williams, Eliot Fisk en Christopher Parkening.

1909 - Segovia's eerste openbare optreden in Granada. Hij was toen pas 16 jaar oud.

ca. 1928 - De Braziliaanse componist Heitor Villa-Lobos krijgt van Segovia de opdracht een studie voor de gitaar te schrijven. Het resultaat was Villa-Lobos' 12 Etudes, die worden beschouwd als een van de beste stukken hedendaagse muziek die voor de klassieke gitaar ooit zijn gecomponeerd.



Antonio de Torres gitaar, 1888

1941 - John Williams wordt geboren in Australië. Hoewel hij later kritisch zou zijn over de methoden van Segovia, is hij niettemin een van de meest gevierde studenten van de Maestro, en staat hij bekend om zijn feilloze techniek.

1954 - Eliot Fisk, de laatste directe leerling van Segovia, wordt geboren in Philadelphia. Fisk staat bekend om zijn uitgebreide repertoirekennis en is ook een toegewijd gitaarleraar. Fisk, afgestudeerd aan de Yale School of Music, richtte na zijn afstuderen het Yale Guitar Department op.

Voor wie is dit boek bedoeld?

We gaan ervan uit dat als je dit boek leest, je gek bent op muziek, je muziek en alles over dit onderwerp ontzettend graag wilt begrijpen, en een intensievere studie naar klassieke gitaarmuziek wilt maken, maar vooral ... heel veel wilt leren door heel veel te oefenen en te spelen. Vandaar alle partituren in dit boek.

We wensen je heel veel plezier met deze E-boek versie van de website inhoud, en voor aanbevelingen en/of op- en aanmerkingen kun je ons natuurlijk altijd bereiken onder **info@guitarjan.com**.

1^{ste} druk © GuitarJan.com ● 2024

Johann Sebastian Bach (1685-1750)

De eerste componist waarvan we klassieke gitaar partituren presenteren is Johann Sebastian Bach.

Wetenswaardigheden:

| | |
|---------------------------|---|
| Geboren: | 21 maart 1685, Eisenach (Duitsland) |
| Gestorven: | 28 juli 1750, Leipzig (Duitsland) |
| Getrouwd met: | Maria Barbara Bach (geh. 1707–1720), Anna Magdalena Wilcke (geh. 1721–1750). |
| Bekendste stukken: | Matthäus-Passion, Johannes-Passion, Brandenburgse concerten, Cellosuites, Goldbergvariaties, Jesus bleibet meine freude, Air, Toccata in d mineur |

Korte biografie

Johann Sebastian Bach was een Duitse componist uit de Barok. Hij componeerde vooral muziek voor de kerk. In zijn tijd was hij met name bekend als organist, maar nu is hij een van de beroemdste componisten aller tijden.

Veel mensen zullen Johann Sebastian Bach de grootste componist aller tijden noemen. Maar deze status kreeg hij pas echt in de negentiende eeuw, toen zijn muziek werd herontdekt. In zijn eigen tijd stond Bach vooral bekend als virtuoos organist en was hij altijd in dienst bij de adel of de kerk.

Al vroeg in zijn leven kreeg Johann Sebastian Bach met muziek te maken door zijn muzikale ouders. Maria Elisabeth Lämmerhirt kwam uit een muzikale familie en Johann Ambrosius Bach was de stadsmusicus van Eisenach. Van hem heeft Bach waarschijnlijk viool leren spelen. Ook zou Bach een bijzondere stem hebben gehad, die hem op 14-jarige leeftijd een studiebeurs opleverde voor de Michaelisschule in Lüneburg. Tijdens zijn schooltijd op dit gymnasium kreeg Bach ook orgelles van George Böhm (1661-1733). Ook schreef hij al zijn eerste orgelstukken. Het was duidelijk dat Bach de muzikale genen van zijn ouders had geërfd, die hij later weer zou doorgeven aan zijn eigen kinderen.

Zijn ouders zouden dat echter allemaal niet meer meemaken: Bach werd op negenjarige leeftijd al wees. Daarom nam zijn oudere broer Johann Christoph hem in huis totdat hij naar de Michaelisschule vertrok. In die jaren stimuleerde Johann Christoph het muzikale talent van zijn broertje door hem orgel en andere toetsinstrumenten te leren spelen.

Na het gymnasium beklom Bach de carrièreladder als organist en kapelmeester. In 1703, na een kort verblijf in Weimar, kreeg hij een baan als organist in Arnstadt. Maar Bach was ongeduldig: hij vond het niveau van de zangers niet goed genoeg en bovendien wilde hij zich nog verder ontwikkelen. Hij reisde maar liefst 400 kilometer te voet naar Lübeck om zijn grote voorbeeld, de organist en componist Dietrich Buxtehude, aan het werk te zien.

Maar dat liep uit de hand: Bach bleef te lang weg en zette daarmee zijn baan in Arnstadt op het spel.

In 1706 kreeg Bach een nieuwe en veel beter betalende post in Mühlhausen. Toch ging hij twee jaar later terug naar Weimar als organist en concertmeester aan het hof van de hertog. Daar bestudeerde hij de muziek van Italiaanse componisten als Antonio Vivaldi. Dit deed hij door hun muziek te bewerken voor klavecimbel en orgel. Ook componeerde Bach zelf veel voor deze instrumenten. In Weimar begon hij aan een reeks preludes en fuga's die hij later zou bundelen tot *Das Wohltemperierte Klavier*.

Bach had met wisselende opdrachtgevers van de kerk en adel te maken, wat nogal eens conflicten opleverde. Toen hij bijvoorbeeld ontslag wilde nemen bij de hertog van Saksen-Weimar, omdat hij een positie in Köthen in gedachten had, moest Bach vier weken in de gevangenis doorbrengen. Daarna kon Bach wel in Köthen aan de slag als kapelmeester van prins Leopold van Anhalt-Köthen, die zelf ook musicus was. De kerkdiensten hadden hier niet veel muzikale inbreng nodig. Daarom kon Bach zich meer bezighouden met niet-religieuze muziek. Hij schreef een aantal wereldlijke cantates, de vier Suites voor orkest, de zes Cellosuites, de Sonates en Partita's voor soloviool en de zes Brandenburgse concerten.

De laatste 27 jaar van zijn leven werkte Bach als cantor van de Thomaskirche in Leipzig en muzikaal leider van de belangrijkste kerken in de stad. Hier componeerde hij het grootste deel van zijn oeuvre. Ook moest hij kinderen onderwijzen in muziek en Kerklatin en muziek voor de kerkdiensten componeren. Iedere zondag moest er een nieuwe cantate zijn, gebaseerd op de bijbehorende Bijbeltekst voor die week. Ook componeerde hij speciale stukken voor de hoogtijdagen van de kerk, waarvan de Mattheüs-Passion en Johannes-Passion het beroemdst zijn. Bach leidde meestal zelf de uitvoeringen van zijn cantates, waarvan hij er meer dan tweehonderd zou componeren. Waarschijnlijk waren het er nog meer: het is zeker dat er een aantal verloren is gegaan.

Maar het is niet alleen geestelijke muziek die Bach in deze periode componeerde: in 1729 werd hij dirigent van het Collegium Musicum, een muziekgezelschap opgericht door zijn vriend Georg Philipp Telemann. Hiervoor schreef Bach onder andere een hele reeks viool- en klavecimbelconcerten.


In 1747 bezocht Bach Frederik de Grote van Pruisen, een groot muzikliefhebber en fluitist. Hij gaf Bach een ingewikkeld en lang muzikaal thema op. Dit moest Bach, die beroemd was om zijn improvisatietalent, ter plekke verwerken in een driestemmige fuga. Daarop daagde de koning hem uit er een zesstemmige fuga van te maken. Bach nam het thema mee naar huis en componeerde er zijn *Musikalisches Opfer* mee. Hij begon nog een ander meesterwerk, *Die Kunst der Fuge*, dat ook vol complexe fuga's en canons zat, maar kon het niet meer voltooien. Het zou een jaar na Bachs dood worden uitgegeven.

Religie speelde een belangrijke rol in het leven en werk van Bach. Zijn leven lang was hij een diepreligieus man. Op de Latijnse school in Eisenach werd hij onderwezen in de Lutherse leer. Daar kreeg Bach ook mee dat muziek een goddelijke gave was, een overtuiging die hij altijd bij zich zou blijven dragen.

Bach trouwde met zijn achternichtje Maria Barbara. Zij kregen zeven kinderen. Vier van hen, onder wie de latere componisten Carl Philipp Emanuel en Wilhelm Friedemann, bleven in leven. In de zomer van 1720 kwam Maria Barbara plotseling te overlijden terwijl Bach in het buitenland was met prins Leopold. Bach was vervuld van rouw.

Anderhalf jaar later hertrouwde hij met Anna Magdalena Wilcke, een talentvolle zangeres. Ze kregen dertien kinderen, van wie er maar zes in leven bleven (Bach kreeg in totaal twintig kinderen). Voor Anna Magdalena componeerde Bach de twee bekende *Notenbüchlein*. Zij hielp hem als kopiist van zijn muziek.

In 1749 ging Bachs gezondheid hard achteruit: hij werd volledig blind door een mislukte oogoperatie. De oogspecialist bleek een kwakzalver te zijn, door wie componist Georg Friedrich Händel ook een groot deel van zijn zicht verloor. Bach stierf niet lang na de operatie op 65-jarige leeftijd. Hij werd begraven in een ongemarkeerd graf. Het zou tot 1894 duren voor zijn overblijfselen werden gevonden en werden overgebracht naar de Johanniskirche, die in de Tweede Wereldoorlog zou worden verwoest. Sindsdien ligt hij begraven in de Thomaskirche in Leipzig, waar hij zo lang had gewerkt.



Menuet in G majeur (BWV Anh. 114)

Bewerking: Christian Pezold (1677-1733)

Johann Sebastian Bach (1685-1750)

Standaard stemming

♩ = 130

mf

TAB

TAB

TAB

TAB

TAB

Musical notation for measures 16-18. Measure 16 starts with a treble clef, a key signature of one sharp (F#), and a 4/4 time signature. The melody consists of quarter notes: F#4, A4, B4, C5. The bass line consists of quarter notes: D3, C3, B2, A2. Measure 17 features a double bar line with repeat dots, followed by a quarter note D4. The bass line has a quarter rest, then quarter notes G2, F2, E2, D2. Measure 18 continues the melody with quarter notes: D4, E4, F#4, G4. The bass line has quarter notes: C3, B2, A2, G2.

Musical notation for measures 19-21. Measure 19 melody: A4, B4, C5, D5. Bass line: G2, F2, E2, D2. Measure 20 melody: E5, D5, C5, B4. Bass line: C3, B2, A2, G2. Measure 21 melody: A4, B4, C5, D5. Bass line: G2, F2, E2, D2.

Musical notation for measures 22-24. Measure 22 melody: E5, D5, C5, B4. Bass line: C3, B2, A2, G2. Measure 23 melody: A4, B4, C5, D5. Bass line: G2, F2, E2, D2. Measure 24 melody: E5, D5, C5, B4. Bass line: C3, B2, A2, G2.

Musical notation for measures 25-27. Measure 25 melody: E5, D5, C5, B4. Bass line: C3, B2, A2, G2. Measure 26 melody: A4, B4, C5, D5. Bass line: G2, F2, E2, D2. Measure 27 melody: E5, D5, C5, B4. Bass line: C3, B2, A2, G2.

Musical notation for measures 28-30. Measure 28 melody: E5, D5, C5, B4. Bass line: C3, B2, A2, G2. Measure 29 melody: A4, B4, C5, D5. Bass line: G2, F2, E2, D2. Measure 30 melody: E5, D5, C5, B4. Bass line: C3, B2, A2, G2.

Musical notation for measures 31-32. Measure 31 melody: E5, D5, C5, B4. Bass line: C3, B2, A2, G2. Measure 32 melody: E5, D5, C5, B4. Bass line: C3, B2, A2, G2. The system ends with a double bar line and repeat dots.

Menuet in G mineur (BWV Anh. 115)

Uit: Klavierbüchlein für Anna Magdalena Bach

Johann Sebastian Bach (1685-1750)

Standaard stemming

♩ = 120

1 4 3 1 2 3 4 1 2 3 4 4 4 2 4 3

mf

B V

B II

1/2 B I

B V

B II

B III

Musical notation for measures 18-20. Measure 18 starts with a treble clef, a key signature of one flat (Bb), and a common time signature. The melody consists of quarter notes: G4, A4, Bb4, A4, G4. The bass line consists of quarter notes: D3, F3, G3, F3, E3. Measure 19 continues the melody: A4, Bb4, A4, G4, F4. Bass line: D3, F3, G3, F3, E3. Measure 20 has a treble clef change to a bass clef. Melody: G4, A4, Bb4, A4, G4. Bass line: D3, F3, G3, F3, E3.

Musical notation for measures 21-23. Measure 21 has a treble clef, a key signature of two flats (Bb, Eb), and a common time signature. Melody: G4, A4, Bb4, A4, G4. Bass line: D3, F3, G3, F3, E3. Measure 22 continues the melody: A4, Bb4, A4, G4, F4. Bass line: D3, F3, G3, F3, E3. Measure 23 has a treble clef change to a bass clef. Melody: G4, A4, Bb4, A4, G4. Bass line: D3, F3, G3, F3, E3.

Musical notation for measures 24-26. Measure 24 has a treble clef, a key signature of two flats (Bb, Eb), and a common time signature. Melody: G4, A4, Bb4, A4, G4. Bass line: D3, F3, G3, F3, E3. Measure 25 has a treble clef change to a bass clef. Melody: G4, A4, Bb4, A4, G4. Bass line: D3, F3, G3, F3, E3. Measure 26 has a treble clef change to a bass clef. Melody: G4, A4, Bb4, A4, G4. Bass line: D3, F3, G3, F3, E3.

Musical notation for measures 27-29. Measure 27 has a treble clef, a key signature of two flats (Bb, Eb), and a common time signature. Melody: G4, A4, Bb4, A4, G4. Bass line: D3, F3, G3, F3, E3. Measure 28 has a treble clef change to a bass clef. Melody: G4, A4, Bb4, A4, G4. Bass line: D3, F3, G3, F3, E3. Measure 29 has a treble clef change to a bass clef. Melody: G4, A4, Bb4, A4, G4. Bass line: D3, F3, G3, F3, E3.

Musical notation for measures 30-32. Measure 30 has a treble clef, a key signature of two flats (Bb, Eb), and a common time signature. Melody: G4, A4, Bb4, A4, G4. Bass line: D3, F3, G3, F3, E3. Measure 31 has a treble clef change to a bass clef. Melody: G4, A4, Bb4, A4, G4. Bass line: D3, F3, G3, F3, E3. Measure 32 has a treble clef change to a bass clef. Melody: G4, A4, Bb4, A4, G4. Bass line: D3, F3, G3, F3, E3.

Menuet in C mineur (BWV Anh. 121)

Uit: Klavierbüchlein für Anna Magdalena Bach

Johann Sebastian Bach (1685-1750)

Standaard stemming

♩ = 120

1 2 3 4

mf *mf*

TAB

5 6 7 8

TAB

9 10 11 12

TAB

13 14 15 16

TAB

17 18 19 20

TAB

Musical score for guitar, measures 21-24. The score is written in a key signature of two flats (B-flat and E-flat) and a 4/4 time signature. The notation includes a treble clef staff with a key signature of two flats and a guitar TAB staff with fret numbers.

Measure 21: Treble clef: quarter notes G4 (4), A4 (4), Bb4 (4), C5 (4). Bass clef: quarter notes G2 (2), A2 (2), Bb2 (2), C3 (2).

Measure 22: Treble clef: quarter notes G4 (1), Ab4 (1b), Bb4 (1b), C5 (1b). Bass clef: quarter notes G2 (3b), Ab2 (3b), Bb2 (2), C3 (2).

Measure 23: Treble clef: quarter notes G4 (4), A4 (2), Bb4 (1), C5 (2). Bass clef: quarter notes G2 (1), A2 (1), Bb2 (1), C3 (1).

Measure 24: Treble clef: quarter note G4 (3). Bass clef: quarter note G2 (3).

TAB Staff:

- Measure 21: 3 4 0
- Measure 22: 1 2 3
- Measure 23: 0 6 4 3 4
- Measure 24: 1

Mars in D majeur (BWV Anh. 122)

Uit: Klavierbüchlein für Anna Magdalena Bach

Johann Sebastian Bach (1685-1750)

Standaard stemming

♩ = 120

Musical notation for measures 1-3. Treble clef, key signature of two sharps (D major), 3/4 time signature. Measure 1 starts with a whole rest. Fingerings: 1, 2, 3. Dynamics: *p*, *p*. Articulation: *acc.*, *acc.*. The guitar tablature below shows the fretting for each measure.

| | | | | | | | |
|---|---|---|---|---|---|---|---|
| T | 2 | 3 | 0 | 2 | 3 | 0 | 2 |
| A | | 0 | 5 | 4 | 2 | 0 | 5 |
| B | | 0 | | | | 4 | 2 |

Musical notation for measures 4-6. Measure 4 contains a triplet of eighth notes. Fingerings: 3, 2, 1, 2, 1. Dynamics: *acc.*, *acc.*. The guitar tablature below shows the fretting for each measure.

| | | | | | | | | | | | | |
|---|---|---|---|---|---|---|---|---|---|---|---|---|
| T | 3 | 0 | 2 | 3 | 5 | 3 | 2 | 0 | 2 | 3 | 0 | 2 |
| A | 4 | 0 | 4 | 0 | | | | | 0 | 4 | 0 | 2 |
| B | 0 | | 4 | 0 | 0 | | | | 0 | | 4 | 0 |

Musical notation for measures 7-9. Measure 7 contains a triplet of eighth notes. Fingerings: 3, 2, 1, 2, 1. Dynamics: *acc.*, *acc.*. The guitar tablature below shows the fretting for each measure.

| | | | | | | | | | | | | |
|---|---|---|---|---|---|---|---|---|---|---|---|---|
| T | 0 | 0 | 3 | 2 | 0 | 2 | 3 | 2 | 2 | 2 | 2 | 0 |
| A | 1 | 0 | 4 | 0 | | 4 | 4 | 0 | 2 | 2 | | |
| B | 0 | | 4 | 0 | 0 | 4 | | | 0 | 2 | 0 | 0 |

Musical notation for measures 10-12. Measure 10 has a first ending bracket. Measure 11 has a second ending bracket. Measure 12 has a **B II** bracket. Fingerings: 1, 2, 3, 1, 2, 3. Dynamics: *acc.*, *acc.*. The guitar tablature below shows the fretting for each measure.

| | | | | | | | | | | |
|---|---|---|---|---|---|---|---|---|---|---|
| T | 5 | 2 | 0 | 2 | 5 | 0 | 5 | 0 | 2 | 4 |
| A | 0 | 2 | 0 | 2 | 0 | 2 | 2 | 0 | 0 | 4 |
| B | 0 | | 0 | | 0 | | | | 4 | 2 |

Musical notation for measures 13-15. Measure 13 has a **B II** bracket. Measure 14 has a **B II** bracket. Measure 15 has a **B II** bracket. Fingerings: 1, 2, 3, 1, 2, 3. Dynamics: *acc.*, *acc.*. The guitar tablature below shows the fretting for each measure.

| | | | | | | | | | | | | | | | | | | |
|---|---|---|---|---|---|---|---|---|---|---|---|---|---|---|---|---|---|---|
| T | 5 | 0 | 2 | 4 | 5 | 3 | 2 | 0 | 2 | 3 | 0 | 2 | 3 | 0 | 2 | 3 | 0 | 1 |
| A | 0 | 0 | 4 | 2 | 0 | 2 | 4 | 0 | | | | 0 | 2 | 4 | 2 | | | 0 |
| B | 0 | | 4 | 2 | 0 | 2 | 4 | 0 | | | | 0 | | 4 | 2 | | | 0 |

16 *i* 3 *m* 2 4 *m* 17 *i* 2 *m* 1 *i* 2 4 *m* 1 *i* 3 18 *i* 3 4 2 3 *m* 2 *i* 3

1/2B II 1/2B III

TAB
0 3 0 2 3 0 2 3 | 2 5 2 3 5 2 3 5 | 3 3 7 5 3 2 0 3

19 *i* 3 4 2 3 1 *i* 20 *a* 1 *m* *i* 3 *i* *m* *a* *m* 21 *i* 3 1 2 *m* *i* 3 4

1/2B II 1/2B II 1/2B V

TAB
2 5 3 2 0 2 0 4 0 0 0 0 | 2 2 4 2 3 0 7 8 | 0 0 0 0 0 0 0 0 0 0 0 0

22 *m* 3 *i* 1 *m* *i* 2 1 23 2 *m* 1 *i* 2 *m* 1 *a* 2 *i* 1 *m* 4 *a* 24 4 *a* 2

1.

TAB
5 3 2 0 3 2 | 3 2 3 2 3 2 5 | 10 0 0 0 0 0 0 0 0 0 0 0

2. 25

TAB
10 0 0 0

Musette in D majeur (BWV Anh. 126)

Uit: Klavierbüchlein für Anna Magdalena Bach

Johann Sebastian Bach

Standaard stemming

♩ = 90

The image displays the first 12 measures of the piece 'Musette in D major' by Johann Sebastian Bach. The score is presented in two systems, each with a standard musical staff and a corresponding guitar TAB line. The key signature is D major (two sharps) and the time signature is 2/4. The piece begins with a mezzo-forte (*mf*) dynamic. Measure 1 starts with a half note chord (1/2B V) on the strings. The TAB line shows the fretting for each measure, with fingerings indicated by numbers 1-4. Chord diagrams for B II and B IV are provided for measures 4, 5, 7, and 8. A repeat sign is used at the end of measure 9. The piece concludes with a final chord in measure 12.

B II

TAB

B II

TAB

1/2B V

TAB

1/2B V

B IV

B II

B IV

TAB

1/2B V

B IV

B II

TAB

Menuet in D mineur (BWV Anh. 132)

Uit: Klavierbüchlein für Anna Magdalena Bach

Johann Sebastian Bach (1685-1750)

Standaard stemming

♩ = 120

1. *mf*

2. *mp*

3. *mf*

4. *a* *mf*

B II *m* *a*
 13 *m* *i*
 B IV *m* *i* B VI *m* *i* B VII *m* *i* B VIII *m* *i*
 14 *m* *i* *m* *i* *m* *i* *m* *i* *m* *i*
 15 *m* *i* *m* *i* *m* *i*

T 4 5 2 0 4 5 7 8 10 7 8 7 5
 A 2 4 1 2 4 5 6 4 7 8 9 6
 B 2 4 1 2 4 5 6 4 7 8 9 6

1. 2.
 16 *m* *i* *m* *i*
 17 *m* B II *m* *i*
 18 *m* *i*

T 3 2 0 2 4 0 2 4
 A 2 0 2 2 4 2 2 0
 B 2 0 2 2 4 2 2 0

Aria (Sarabande) in G majeur, BWV 988

Uit: Goldberg Variaties

Johann Sebastian Bach (1685-1750)

Standaard stemming

♩ = 30

The image displays a musical score for the Aria (Sarabande) in G major, BWV 988, by Johann Sebastian Bach. The score is presented in a system of five staves, each containing a musical staff and a guitar tablature (TAB) staff. The key signature is one sharp (F#), and the time signature is 3/4. The tempo is marked as ♩ = 30. The score begins with a double bar line and a repeat sign. The first two measures are marked with a forte (f) dynamic. The tablature uses numbers 0-5 to indicate fret positions. The score includes various musical notations such as slurs, ties, and a trill (tr) in measure 9. The piece concludes with a final cadence in measure 11.

Musical notation for measures 12 and 13. The top staff shows the melody in treble clef with a key signature of one sharp (F#). The bottom staff shows the guitar tablature with fret numbers (0-5) and string numbers (4, 5).

Musical notation for measures 14 and 15. Measure 15 includes a dynamic marking of *f*. The bottom staff shows guitar tablature with fret numbers (0-5) and string numbers (4, 5).

Musical notation for measures 16 and 17. Measure 17 includes a dynamic marking of *f*. The bottom staff shows guitar tablature with fret numbers (0-4) and string numbers (2, 3, 4, 5).

Musical notation for measures 18 and 19. Measure 19 includes a dynamic marking of *f*. The bottom staff shows guitar tablature with fret numbers (0-7) and string numbers (2, 3, 4, 5).

Musical notation for measures 20 and 21. The bottom staff shows guitar tablature with fret numbers (0-4) and string numbers (2, 3, 4, 5).

Musical notation for measures 22 and 23. The bottom staff shows guitar tablature with fret numbers (0-5) and string numbers (2, 3, 4, 5).

Musical notation for measures 24 and 25. Measure 24 includes a treble clef, a key signature of one sharp (F#), and a guitar tablature below. Measure 25 continues the melody with a treble clef and guitar tablature. The guitar tablature for measure 24 is: T: 0 3-1 0 0-1 | 3-1-0 1-0; A: 3 2 0 2; B: 3 2 0 2. The guitar tablature for measure 25 is: T: 3-1-0 1-0 | 2-4 2-2-0 2-4 0 4 2 0; A: 2 4 2 0 2 4 0 4 2 0; B: 2 4 2 0 2 4 0 4 2 0.

Musical notation for measures 26 and 27. Measure 26 includes a treble clef, a key signature of one sharp (F#), and a guitar tablature below. Measure 27 continues the melody with a treble clef and guitar tablature. The guitar tablature for measure 26 is: T: 1 3 1 0 1 1 4 2 0 | 1 3 1 0 1 2 2 1 0 3 5; A: 0 2 2 2 2 4 2 0 0 0 4 2 0 5 4 2 0; B: 0 2 2 2 2 4 2 0 0 0 4 2 0 5 4 2 0. The guitar tablature for measure 27 is: T: 1 3 1 0 1 2 2 1 0 3 5 | 4 0 0 4 2 0 0 3 2 0; A: 4 0 0 4 2 0 0 3 2 0 3 2 0; B: 4 0 0 4 2 0 0 3 2 0 3 2 0.

Musical notation for measures 28 and 29. Measure 28 includes a treble clef, a key signature of one sharp (F#), and a guitar tablature below. Measure 29 continues the melody with a treble clef and guitar tablature. The guitar tablature for measure 28 is: T: 0 4 0 1 4 0 0 0 4 1 | 0 1 0 2 4 1 3 3 3; A: 3 0 0 3 0 3 0 3 3 3 3 3 3 3 3 3 3 3 3 3; B: 5 5 0 2 5 0 0 0 5 3 0 1 0 3 0 1 0 1 0 1 7 8. The guitar tablature for measure 29 is: T: 0 1 0 3 0 1 0 1 0 1 7 8 | 0 1 0 3 0 1 0 1 0 1 7 8; A: 0 1 0 3 0 1 0 1 0 1 7 8 0 1 0 3 0 1 0 1 0 1 7 8; B: 0 1 0 3 0 1 0 1 0 1 7 8 0 1 0 3 0 1 0 1 0 1 7 8.

Musical notation for measures 30 and 31. Measure 30 includes a treble clef, a key signature of one sharp (F#), and a guitar tablature below. Measure 31 continues the melody with a treble clef and guitar tablature. The guitar tablature for measure 30 is: T: 4 3 0 1 0 4 2 0 0 1 0 3 | 4 2 1 0 3 3 3 3 3 3 3 3; A: 5 5 0 2 5 3 0 0 2 0 4 4 4 4 4 4 4 4 4 4 4 4; B: 4 0 5 2 0 5 3 0 0 2 0 4 4 4 4 4 4 4 4 4 4 4 4. The guitar tablature for measure 31 is: T: 4 2 1 0 3 3 3 3 3 3 3 3 | 0 0 0 4 4 0 0 0 0 0 0 0; A: 4 2 1 0 3 3 3 3 3 3 3 3 0 0 0 4 4 0 0 0 0 0 0; B: 4 2 1 0 3 3 3 3 3 3 3 3 5 3 2 0 2 0 0 4 4 0 5.

GuitarJan.com (2024)
All Rights Reserved - International Copyright Secured

Variatie 1 in G majeur, BWV 988

Uit: Goldberg Variaties

Johann Sebastian Bach (1685-1750)

Standaard stemming

♩ = 90

Musical notation for measures 1-2. The top staff shows a treble clef with a key signature of one sharp (F#) and a 3/4 time signature. The melody consists of eighth and sixteenth notes. The bottom staff shows a guitar TAB with fret numbers 0, 4, 2, 0, 2, 0, 2, 4, 0, 2, 0, 2, 3, 2, 3, 4, 2, 0, 2, 3, 0, 2, 3, 4, 2, 0, 2, 3, 0, 2, 3.

Musical notation for measures 3-4. The top staff continues the melody. The bottom staff shows a guitar TAB with fret numbers 3, 2, 3, 2, 0, 3, 2, 0, 5, 3, 2, 0, 3, 2, 3, 2, 0, 4, 2, 4, 0, 2, 0, 3.

Musical notation for measures 5-6. The top staff continues the melody. The bottom staff shows a guitar TAB with fret numbers 3, 1, 3, 0, 0, 3, 0, 3, 0, 3, 0, 2, 1, 0, 2, 3, 0.

Musical notation for measures 7-8. The top staff continues the melody. The bottom staff shows a guitar TAB with fret numbers 2, 0, 2, 3, 5, 0, 2, 5, 4, 0, 5, 4, 5, 0, 0, 0, 3, 3, 3, 5, 0, 0, 0, 2, 0, 0, 5, 2, 0, 2, 0.

Musical notation for measures 9-10. The top staff continues the melody. The bottom staff shows a guitar TAB with fret numbers 7, 8, 7, 0, 0, 7, 8, 7, 8, 7, 0, 5, 0, 2, 2, 0, 5, 2, 0, 3, 7, 5, 7, 0, 7, 5, 8, 0, 4, 2, 4, 2, 4, 4, 4, 4.

Musical notation for measures 10 and 11. The system includes a treble clef staff with a key signature of one sharp (F#) and a 4/4 time signature. The bass staff contains guitar tablature with fret numbers and string indicators. Measure 10 features a sequence of eighth notes on the treble staff and corresponding fret numbers (3, 3, 0, 0, 0, 3, 3, 2, 0, 3) on the bass staff. Measure 11 continues with similar patterns, including a circled '4' in the bass staff.

Musical notation for measures 12 and 13. The system includes a treble clef staff with a key signature of one sharp (F#) and a 4/4 time signature. The bass staff contains guitar tablature with fret numbers and string indicators. Measure 12 features a sequence of eighth notes on the treble staff and corresponding fret numbers (3, 2, 3, 2, 5, 2, 5, 3, 2, 3, 2) on the bass staff. Measure 13 continues with similar patterns, including circled '2' and '3' in the bass staff.

Musical notation for measures 14 and 15. The system includes a treble clef staff with a key signature of one sharp (F#) and a 4/4 time signature. The bass staff contains guitar tablature with fret numbers and string indicators. Measure 14 features a sequence of eighth notes on the treble staff and corresponding fret numbers (2, 0, 5, 3, 2, 5, 3, 2, 3, 0, 3, 2) on the bass staff. Measure 15 continues with similar patterns, including circled '4' and '5' in the bass staff.

Musical notation for measures 16 and 17. The system includes a treble clef staff with a key signature of one sharp (F#) and a 4/4 time signature. The bass staff contains guitar tablature with fret numbers and string indicators. Measure 16 features a sequence of eighth notes on the treble staff and corresponding fret numbers (2, 3, 5, 4, 2, 4, 0, 3, 1, 0, 4) on the bass staff. Measure 17 continues with similar patterns, including circled '3' and '4' in the bass staff.

Musical notation for measures 18 and 19. The system includes a treble clef staff with a key signature of one sharp (F#) and a 4/4 time signature. The bass staff contains guitar tablature with fret numbers and string indicators. Measure 18 features a sequence of eighth notes on the treble staff and corresponding fret numbers (2, 1, 2, 0, 2, 2, 0, 1, 2, 4, 0) on the bass staff. Measure 19 continues with similar patterns, including circled '2' and '4' in the bass staff.

Musical notation for measures 20 and 21. The system includes a treble clef staff with a key signature of one sharp (F#) and a 4/4 time signature. The bass staff contains guitar tablature with fret numbers and string indicators. Measure 20 features a sequence of eighth notes on the treble staff and corresponding fret numbers (0, 4, 5, 4, 5, 6, 7, 4, 5, 1, 2) on the bass staff. Measure 21 continues with similar patterns, including circled '4' and '6' in the bass staff.

22

TAB

p p pa i ma i ma i pa i pm i p i pa i ma i ma i pa i pm i

24

TAB

26

TAB

28

TAB

30

TAB

Variatie 2 in G majeur, BWV 988

Uit: Goldberg Variaties

Johann Sebastian Bach (1685-1750)

Standaard stemming

♩ = 75

The image displays a guitar score for the second variation of the Goldberg Variations in G major, BWV 988 by Johann Sebastian Bach. The score is presented in two systems, each with a standard musical staff and a corresponding guitar tablature (TAB) staff. The key signature is one sharp (F#) and the time signature is 2/4. The tempo is marked as quarter note = 75. The score includes various musical notations such as dynamics (f), articulation (accents), and fingering numbers (1-5). The TAB staff uses numbers 0-7 to indicate fret positions and includes slurs and ties. The piece is divided into measures, with measure numbers 314, 212, 4, 5, 6, 7, 8, 9, 10, 11, 12, 13, 14, 15, and 16 clearly marked. The score concludes with a first ending (1.) and a second ending (2.) leading to a final cadence.

Musical notation for measures 17-19. Includes guitar tablature (TAB) and a section label 'B II'.

Musical notation for measures 20-22. Includes guitar tablature (TAB) and a section label 'B II'.

Musical notation for measures 23-25. Includes guitar tablature (TAB) and a section label 'B VIII'.

Musical notation for measures 26-29. Includes guitar tablature (TAB) and a section label 'B V'.

Musical notation for measures 30-33. Includes guitar tablature (TAB) and a section label 'B II'. Includes first and second endings.

GuitarJan.com (2024)
 All Rights Reserved - International Copyright Secured

Variatie 3 in G majeur, BWV 988 (voor duo gitaar)

Uit: Goldberg Variaties

Johann Sebastian Bach (1685-1750)

Klassiek gitaar

Standaard stemming

♩ = 90

f

mf

mf

mf

mf

mf

3

TAB

0 3 3 2 7 5 3

③

B II

TAB

7 5 0 2 0 1 0 2 0 0 0 7 5 2 5 3 2 3

3 2 3 0 2 3 0 2 0 2 3 0 2 0 3 2 3

4

TAB

0 3 1 0 5 0 3 2 3 5 2 2

TAB

5 4 5 7 0 4 2 4 0 2 4 5 2 0 2 4 7 0 4 7 0 4 2 4

5

mf

TAB

3 0 4 0 2 2 5 4 2

TAB

2 0 2 3 4 0 2 4 5 2 0 4 2 0 2 5 4 0 2 4 0 2 4 2 0

6

TAB

0 2 4 0 2 0 3 2 3 2

TAB

2 2 4 5 2 4 5 4 2 0 2 1 2 4 5 4 2 0 3 2 3 5 4 2 2 0 3

7

TAB 3 2 0 4 0 2 4

TAB 0 2 4 0 2 0 3 2 0 -2 3 0 0 -2 2 0 5 0 2 -2

8

TAB 5 7 8 5 7 8 7 5 3 2 0 4

TAB 0 4 7 7 5 0 7 0 4 7 0 0 2 4

9

TAB 0 7 8 7 5 4

TAB 5 7 5 4 7 0 4 4 0 2 4 4 4 0 7 5 4 2 0 4

10

TAB 2 4 2 0 4 0 2 0 0 2 0

TAB 0 2 3 2 0 4 0 2 0 4 2 0 3 2 0 2 3 0 2 2 2 3 0

11

TAB
2 4 0 2 0 1 2 1 2

12

TAB
0 2 3 0 2 3 1 3 0 1 3 0 2 0 1 2 0 1

13

TAB
0 1 3 0 1 3 0 3 2 0 3 2 0 3 2 3 1 3 5 5 3 5 2 0 1 2 0 5

14

TAB
(5) 3 1 0 3 1 0 3 1 0 7 5 8 0 2 2 7 5 8 7 5 9 5 9 7 5 9 7

15 1 4 1 4 2 2

7 10 3 5 2 3

TAB

2 3 3 1 2 3 3 1 0 2 1 1 0 4 0 1 4

⑤ ⑥ ⑤ ④

p i p i p i p

(5) 3 0 10 5 3 5 3 1 0

TAB

9 7 8 7 3 0 3 2 0 5 0 2 3

GuitarJan.com
 All Rights Reserved - International Copyright Secured

Variatie 4 in G majeur, BWV 988

Uit: Goldberg Variaties

Johann Sebastian Bach (1685-1750)

Standaard stemming

♩ = 85

The musical score is presented in four systems, each consisting of a treble clef staff and a guitar tablature (TAB) staff. The key signature is G major (one sharp, F#) and the time signature is 3/8. The tempo is marked as ♩ = 85. The score includes various musical notations such as notes, rests, and dynamics (f). The TAB includes fret numbers and bar lines. The first system includes a 'B II' marking above the staff. The second system includes 'B VII' markings above the staff. The third system includes a 'B II' marking above the staff. The fourth system includes a 'B VII' marking above the staff.

1. 7. 16. 17. 18. 4. 4.

TAB (2) 3 3 3 / 7 0
0 2 4 0 0 2 0 3 2 7 0

19. 20. 21.

TAB (7) 5 3 2 0 4 0 2 (2) 0 3
0 2 4 0 4 0 2 0 0 0
3 4 0 4 2 4 2 2 0 2

22. 23. 24. 2020

TAB 2 4 0 (0) 4 2 0 2 0 2 4 2 5
2 2 0 4 0 2 2 4 2 3

25. 26. 27.

TAB 1 0 0 2 0 3 0 1 1 3
3 2 0 4 0 4 (3) 2 (2) 0 3

28. 29. 30.

TAB (1) 3 1 0 1 3 (3) 1 3 1 0 2
(2) 4 2 0 0 2 2 0 0 2
2 -2 2 / 3 2 3 0 3

1. 1/2B I 32. 33. 7.

TAB 3 3 2 (2) 3 3 3 7
4 0 5 (5) 2 4 2 4
(3) 2 0 3 0 2 4 3

Variatie 5 in G majeur, BWV 988

Uit: Goldberg Variaties

Johann Sebastian Bach (1685-1750)

Standaard stemming

♩ = 100

p i p i pa i p i m i m a m i m i pa i p i m i m i

a m i m pa i p i m a m i m i m i pa i p i p m i p m i

pa m i m pa i p m pi m p m pi m i m pa i p m p i p m

pt a p m pa i p pi m i m i a m i p i p i p i m i

pa i p i m i m pa i p i pa i p i m i m pa i p i

pa pm i ma i a p a p m p m p m pi a pm i pa i pm

Musical notation for the first system, including a treble clef staff with notes and a guitar tablature staff with fret numbers.

pa i m i m i pa i pa i pa i pa i m i m i a a a

Musical notation for the second system, including a treble clef staff with notes and a guitar tablature staff with fret numbers.

i m i m a i m a m i a p m pa i pa i a

Musical notation for the third system, including a treble clef staff with notes and a guitar tablature staff with fret numbers.

a m i a m i m i p i p i ma i pm ia pm i pm ia pm i pa i

Musical notation for the fourth system, including a treble clef staff with notes and a guitar tablature staff with fret numbers.

pa i pp i pp i pa i pa im pa i p i p i p i m a m i

Musical notation for the fifth system, including a treble clef staff with notes and a guitar tablature staff with fret numbers.

m a m i pa i ma i a i m i m a p i

Musical notation for the sixth system, including a treble clef staff with notes and a guitar tablature staff with fret numbers.

p p i m a m i m p i p i

TAB

0 0 0 3 0 2 0 0 0 4 0 | 0 0 0 0 0 0 0 0

2 2 2 2 0 0 4 0 | 0 2 0 0 0 0 2 5 3 2

pa i p i p i p i ma i m i a m i m

TAB

0 0 0 1 0 2 0 0 2 0 2 | 2 3 3 3 7 8 7 8

3 2 0 2 2 2 0 2 2 0 2 | 2 0 2 3 5 3 7 8 7 8

a m i m a m i m a m i m ia pm ia

TAB

0 2 3 1 2 2 3 3 3 3 3 3 5 3 1 0 1 0 5 3 2

5 3 4 3 2 3 5 4 5 3 4 3 1 0 2 1 0 2 0 4 5 4 2

pm i pa i p i m i

TAB

3 0 0 1 0 3 0 0 | 0 1 0 1 3 1 0 1 2 1 3 1

4 5 4 0 2 0 3 0 2 0 0 0 | 3 0 0 1 3 1 4 1 2 0 1

TAB

5 3 0 2 3 3 0 1 3 2 | 3 0 0 0 3 0 3

4 3 2 0 2 0 0 0 0 | 3 0 0 0 0 0 2 3

Variatie 18 in G majeur, BWV 988

Uit: Goldberg Variaties

Johann Sebastian Bach (1685-1750)

Standaard stemming

♩ = 90

1

2

3

4

5

6

7

8

9

10

11

12

13

14

15

TAB

Musical notation for measures 16-18. Measure 16 starts with a treble clef, a key signature of one sharp (F#), and a 3/4 time signature. The melody begins with a quarter note G4 (fret 3), followed by quarter notes A4 (fret 4), B4 (fret 5), and C5 (fret 7). Measure 17 features a half note G4 (fret 3) and a quarter note D5 (fret 5). Measure 18 contains a half note G4 (fret 3), a quarter note A4 (fret 4), and a quarter note B4 (fret 5). A 'BV' (Bending Vibrato) instruction is placed above the final note. The guitar tablature below shows the fret numbers for each note: 3, 4, 5, 7, 3, 4, 5, 7, 3, 4, 5, 7.

Musical notation for measures 19-21. Measure 19 starts with a treble clef, a key signature of two sharps (F# and C#), and a 3/4 time signature. The melody begins with a quarter note G4 (fret 3), followed by quarter notes A4 (fret 4), B4 (fret 5), and C5 (fret 7). Measure 20 features a half note G4 (fret 3) and a quarter note D5 (fret 5). Measure 21 contains a half note G4 (fret 3), a quarter note A4 (fret 4), and a quarter note B4 (fret 5). A circled '5' is placed above the final note. The guitar tablature below shows the fret numbers: 3, 4, 5, 7, 3, 4, 5, 7, 3, 4, 5, 7.

Musical notation for measures 22-24. Measure 22 starts with a treble clef, a key signature of two sharps (F# and C#), and a 3/4 time signature. The melody begins with a quarter note G4 (fret 3), followed by quarter notes A4 (fret 4), B4 (fret 5), and C5 (fret 7). Measure 23 features a half note G4 (fret 3) and a quarter note D5 (fret 5). Measure 24 contains a half note G4 (fret 3), a quarter note A4 (fret 4), and a quarter note B4 (fret 5). The guitar tablature below shows the fret numbers: 3, 4, 5, 7, 3, 4, 5, 7, 3, 4, 5, 7.

Musical notation for measures 25-28. Measure 25 starts with a treble clef, a key signature of two sharps (F# and C#), and a 3/4 time signature. The melody begins with a quarter note G4 (fret 3), followed by quarter notes A4 (fret 4), B4 (fret 5), and C5 (fret 7). Measure 26 features a half note G4 (fret 3) and a quarter note D5 (fret 5). Measure 27 contains a half note G4 (fret 3), a quarter note A4 (fret 4), and a quarter note B4 (fret 5). A 'BV' (Bending Vibrato) instruction is placed above the final note. Measure 28 features a half note G4 (fret 3) and a quarter note D5 (fret 5). The guitar tablature below shows the fret numbers: 3, 4, 5, 7, 3, 4, 5, 7, 3, 4, 5, 7.

Musical notation for measures 29-31. Measure 29 starts with a treble clef, a key signature of two sharps (F# and C#), and a 3/4 time signature. The melody begins with a quarter note G4 (fret 3), followed by quarter notes A4 (fret 4), B4 (fret 5), and C5 (fret 7). Measure 30 features a half note G4 (fret 3) and a quarter note D5 (fret 5). Measure 31 contains a half note G4 (fret 3), a quarter note A4 (fret 4), and a quarter note B4 (fret 5). The guitar tablature below shows the fret numbers: 3, 4, 5, 7, 3, 4, 5, 7, 3, 4, 5, 7.

GuitarJan.com (2024)
All Rights Reserved - International Copyright Secured

Variatie 19 in G majeur, BWV 988 (voor duo gitaar)

Uit: Goldberg Variaties

Johann Sebastian Bach (1685-1750)

Standaard stemming ♩ = 110

The musical score is presented in three systems, each with two staves per guitar. The first system (measures 1-4) features a treble clef with a key signature of one sharp (F#) and a 3/8 time signature. The first guitar part (top staff) has a dynamic marking of *f* and a circled 4. The second guitar part (bottom staff) has a dynamic marking of *f*. The second system (measures 5-8) continues the piece, with a circled 4 in the first guitar part. The third system (measures 9-11) includes a section marked 'B II' and a dynamic marking of *p* with the instruction 'p i p i p i' above the notes. The score concludes with measure 11.

Musical notation for measures 12-15, including guitar tablature and a second system of notation.

Measure 12: Treble clef, key signature of one sharp (F#). Notes: G4 (3), A4 (2), B4 (2), G4 (1), F#4 (1). Bass clef: G3 (0), A3 (0), B3 (0), G3 (0), F#3 (0).

Measure 13: Treble clef: G4 (0), A4 (0), B4 (2), G4 (2), F#4 (2). Bass clef: G3 (1), A3 (0), B3 (0), G3 (0), F#3 (0).

Measure 14: Treble clef: G4 (0), A4 (2), B4 (3), G4 (0), F#4 (1), G4 (1). Bass clef: G3 (3), A3 (0), B3 (2), G3 (3), F#3 (0).

Measure 15: Treble clef: G4 (1), A4 (1), B4 (1), G4 (1), F#4 (1). Bass clef: G3 (0), A3 (0), B3 (0), G3 (0), F#3 (0).

Second system notation (likely bass clef): Measure 12: G3 (0), A3 (4), B3 (0), A3 (4), G3 (4). Measure 13: G3 (3), A3 (0), B3 (2), G3 (4), F#3 (1), G3 (4). Measure 14: G3 (4), A3 (2), B3 (4), G3 (4), F#3 (0), G3 (2). Measure 15: G3 (4), A3 (2), B3 (4), G3 (0), F#3 (2), G3 (2).

Musical notation for measures 16-19, including guitar tablature and a second system of notation.

Measure 16: Treble clef: G4 (2), A4 (0), B4 (2), G4 (2), F#4 (2), G4 (2). Bass clef: G3 (2), A3 (0), B3 (2), G3 (3), F#3 (3), G3 (3).

Measure 17: Treble clef: G4 (1), A4 (1), B4 (1), G4 (1), F#4 (1), G4 (1). Bass clef: G3 (3), A3 (2), B3 (3), G3 (3), F#3 (0), G3 (3).

Measure 18: Treble clef: G4 (0), A4 (4), B4 (0), G4 (4), F#4 (3), G4 (3). Bass clef: G3 (0), A3 (4), B3 (0), G3 (3), F#3 (2), G3 (0).

Measure 19: Treble clef: G4 (0), A4 (1), B4 (3), G4 (0), F#4 (3), G4 (3). Bass clef: G3 (4), A3 (0), B3 (2), G3 (4), F#3 (0), G3 (4).

Second system notation (likely bass clef): Measure 16: G3 (0), A3 (2), B3 (3), G3 (2), F#3 (3), G3 (3). Measure 17: G3 (2), A3 (3), B3 (2), G3 (3), F#3 (0), G3 (3). Measure 18: G3 (0), A3 (4), B3 (0), G3 (3), F#3 (2), G3 (0). Measure 19: G3 (4), A3 (0), B3 (2), G3 (4), F#3 (0), G3 (4).

Musical notation for measures 20-23, including guitar tablature and a second system of notation.

Measure 20: Treble clef: G4 (0), A4 (1), B4 (0), G4 (0), F#4 (1), G4 (0). Bass clef: G3 (0), A3 (2), B3 (0), G3 (2), F#3 (0), G3 (0).

Measure 21: Treble clef: G4 (3), A4 (2), B4 (4), G4 (1), F#4 (3), G4 (1). Bass clef: G3 (0), A3 (0), B3 (0), G3 (5), F#3 (4), G3 (2).

Measure 22: Treble clef: G4 (0), A4 (1), B4 (0), G4 (3), F#4 (3), G4 (1). Bass clef: G3 (0), A3 (2), B3 (0), G3 (5), F#3 (4), G3 (2).

Measure 23: Treble clef: G4 (0), A4 (4), B4 (0), G4 (3), F#4 (0), G4 (0). Bass clef: G3 (0), A3 (4), B3 (0), G3 (2), F#3 (0), G3 (0).

Second system notation (likely bass clef): Measure 20: G3 (3), A3 (0), B3 (3), G3 (0), F#3 (0), G3 (0). Measure 21: G3 (0), A3 (0), B3 (0), G3 (0), F#3 (0), G3 (0). Measure 22: G3 (3), A3 (2), B3 (3), G3 (0), F#3 (2), G3 (2). Measure 23: G3 (0), A3 (2), B3 (0), G3 (0), F#3 (0), G3 (0).

Musical notation for measures 24-27, including guitar tablature and a second system of notation.

Measure 24: Treble clef: G4 (0), A4 (1), B4 (2), G4 (1), F#4 (1). Bass clef: G3 (2), A3 (0), B3 (1), G3 (2), F#3 (1), G3 (1).

Measure 25: Treble clef: G4 (4), A4 (4), B4 (4), G4 (4), F#4 (4). Bass clef: G3 (0), A3 (0), B3 (0), G3 (0), F#3 (0), G3 (0).

Measure 26: Treble clef: G4 (4), A4 (3), B4 (4), G4 (4), F#4 (4), G4 (4). Bass clef: G3 (2), A3 (5), B3 (4), G3 (5), F#3 (4), G3 (4).

Measure 27: Treble clef: G4 (2), A4 (1), B4 (0), G4 (1), F#4 (1), G4 (1). Bass clef: G3 (5), A3 (3), B3 (1), G3 (0), F#3 (2), G3 (2).

Second system notation (likely bass clef): Measure 24: G3 (3), A3 (2), B3 (3), G3 (0), F#3 (0), G3 (0). Measure 25: G3 (2), A3 (0), B3 (2), G3 (3), F#3 (0), G3 (3). Measure 26: G3 (0), A3 (3), B3 (0), G3 (3), F#3 (0), G3 (3). Measure 27: G3 (2), A3 (0), B3 (2), G3 (0), F#3 (0), G3 (2).

④

B II

B III

28 29 30 31

TAB

TAB

GuitarJan.com (2024)
 All Rights Reserved - International Copyright Secured

Variatie 20 in G majeur, BWV 988

Uit: Goldberg Variaties

Johann Sebastian Bach (1685-1750)

Standaard stemming

♩ = 90

mf mf ③-----' ⑤-----' ③ ②-----' ④ ⑤

② ③ ③ ③ ④ ② ④

④ ③ ④

③ ④ ⑥ ⑤

m pa i m i m i ma m pi

a i m i m p i m a i p m i m p i

TAB

a i a i m a i a i a m i a i m i m i a m a i a

TAB

p m i p p m a m i p a p p m i p a

TAB

TAB

TAB

TAB

Musical notation for measures 22-23. Includes guitar tablature with fret numbers and fingerings (e.g., 4, 3, 2, 1, 0, 2, 3, 4, 5, 6).

Musical notation for measures 24-25. Includes guitar tablature with fret numbers and fingerings (e.g., 1, 2, 0, 2, 4, 2, 4, 5, 4, 2, 3, 0, 0, 2, 0, 0, 4, 0, 0, 0, 1).

Musical notation for measures 26-27. Includes guitar tablature with fret numbers and fingerings (e.g., 1, 2, 2, 0, 3, 7, 3, 4, 3, 2, 3, 0, 2, 5, 2, 4, 0, 0, 2, 0, 0, 5, 0, 4).

m a i a m i m a m a i p m i a i m i m a m a i p a i p a i

Musical notation for measures 28-29. Includes guitar tablature with fret numbers and fingerings (e.g., 4, 0, 3, 5, 2, 3, 4, 2, 3, 2, 0, 2, 0, 3, 0, 3, 2, 0, 3, 1, 3, 6, 4, 5, 2, 0, 3, 0, 7, 10, 9, 0, 4, 2).

p m i p p i p a m i p a p p m i p a

Musical notation for measures 30-31. Includes guitar tablature with fret numbers and fingerings (e.g., 3, 4, 0, 2, 4, 0, 2, 4, 3, 2, 0, 3, 2, 0, 5, 4, 2, 4, 5, 3, 3, 0, 0, 0, 0, 0, 3, 3, 2, 3).

Variatie 22 in G majeur, BWV 988

Uit: Goldberg Variaties

Johann Sebastian Bach (1685-1750)

Standaard stemming

♩ = 95

mf

mf

TAB

TAB

TAB

TAB

TAB

Musical notation for measures 15-17. The key signature is one sharp (F#). Measure 15 contains notes G4, A4, B4, C5. Measure 16 contains a whole note G4. Measure 17 contains notes G4, F#4, E4, D4. The guitar tablature below shows fingerings: (5) 3 2 3 7 for measure 15; 0 for measure 16; and (0) 4 2 4 2 for measure 17.

Musical notation for measures 18-20. Measure 18 contains notes G4, A4, B4, C5. Measure 19 contains notes G4, A4, B4, C5. Measure 20 contains notes G4, F#4, E4, D4. The guitar tablature below shows fingerings: 7 0 7 for measure 18; (7) 5 0 5 8 for measure 19; and 2 3 5 4 for measure 20.

Musical notation for measures 21-23. Measure 21 contains notes G4, A4, B4, C5. Measure 22 contains notes G4, A4, B4, C5. Measure 23 contains notes G4, F#4, E4, D4. The guitar tablature below shows fingerings: (5) 3 2 3 7 for measure 21; (0) 2 0 2 5 for measure 22; and 3 4 0 0 for measure 23.

Musical notation for measures 24-26. Measure 24 contains notes G4, A4, B4, C5. Measure 25 contains notes G4, A4, B4, C5. Measure 26 contains notes G4, F#4, E4, D4. The guitar tablature below shows fingerings: 1 (0) 4 2 4 7 for measure 24; 0 3 for measure 25; and (3) 1 0 1 0 for measure 26.

Musical notation for measures 27-29. Measure 27 contains notes G4, A4, B4, C5. Measure 28 contains notes G4, A4, B4, C5. Measure 29 contains notes G4, F#4, E4, D4. The guitar tablature below shows fingerings: 2 (5) 5 4 5 for measure 27; 2 (5) 3 1 2 for measure 28; and (1) (2) 0 0 0 0 for measure 29.

Inventie nr. 1 in C majeur, BWV 772

Uit: Klavierbüchlein für Wilhelm Friedemann Bach (1720)

Johann Sebastian Bach (1685-1750)

Standaard stemming

♩ = 85

Gitaar 1

1 *p*

2

3

4

5

6

7 *mf*

8

9

10

11

12

13

14

15

TAB: 5 4 7 5 0 1 3 1 0 3 1 3 1 0 2

16

17

18

TAB: (3) 5 6 3 5 6 3 5 6 (6) 3 6 5 3 6 5 3 6 (6) 3 5 6 3 5 6 3 5

19

20

TAB: (5) 5 3 5 6 3 5 5 3 5 6 3 5 6 5 6 3 5 7 8 5 7 8 8 8 5 6 5 3 1

21

22

TAB: 1 3 2 0 3 2 0 0 2 0 1 2 0 3 1 0 2 3

Gitaar 2

23

24

TAB: 3 0 2 3 0 2 3 0 3 0 2 3 0 2 3

25

26

TAB: 3 2 3 0 2 3 0 2 3 0 2 3 0 2 3

27

28

TAB: (3) 0 2 4 0 2 4 0 0 2 3 0 2 4 0 2 2 3 0 0

29 *mf* 30

TAB 3 0 2 3 0 2 3 0 0 4 0 | 2 0 2 4 0 2 4 0 2 0 3 0

Detailed description: This system contains measures 29 and 30. Measure 29 starts with a treble clef, a 7/8 time signature, and a mezzo-forte (*mf*) dynamic marking. The melody consists of eighth notes: G4, A4, B4, C5, B4, A4, G4, F#4, E4. The guitar tablature below shows the fretting: 3 0 2 3 0 2 3 0 0 4 0. Measure 30 continues with eighth notes: D4, C4, B3, A3, G3, F#3, E3, D3. The guitar tablature shows: 2 0 2 4 0 2 4 0 2 0 3 0.

31 32

TAB 3 0 3 2 0 3 2 0 3 2 3 0 | 2 2 0 3 2 0 3 2 0 3 0 2

Detailed description: This system contains measures 31 and 32. Measure 31 has eighth notes: D4, C4, B3, A3, G3, F#3, E3, D3. The guitar tablature shows: 3 0 3 2 0 3 2 0 3 2 3 0. Measure 32 has eighth notes: C4, B3, A3, G3, F#3, E3, D3, C4. The guitar tablature shows: 2 2 0 3 2 0 3 2 0 3 0 2.

33 34

TAB 3 3 2 0 3 2 0 3 2 0 3 2 0 | 3 2 0 3 2 0 3 2 0 3 2 0 4 2 0 3

Detailed description: This system contains measures 33 and 34. Measure 33 has eighth notes: D4, C#4, B4, A4, G4, F#4, E4, D4. The guitar tablature shows: 3 3 2 0 3 2 0 3 2 0 3 2 0. Measure 34 has eighth notes: C4, B3, A3, G3, F#3, E3, D3, C4. The guitar tablature shows: 3 2 0 3 2 0 3 2 0 3 2 0 4 2 0 3.

35 36

TAB 2 0 0 2 3 2 0 3 2 0 4 2 | 0 3 2 0 3 2 0 3 2 0 2 0

Detailed description: This system contains measures 35 and 36. Measure 35 has eighth notes: D4, C4, B3, A3, G3, F#3, E3, D3. The guitar tablature shows: 2 0 0 2 3 2 0 3 2 0 4 2. Measure 36 has eighth notes: C4, B3, A3, G3, F#3, E3, D3, C4. The guitar tablature shows: 0 3 2 0 3 2 0 3 2 0 2 0.

37 38

TAB 0 0 2 0 3 2 0 4 2 | 0 0 2 3 0 2 3 0

Detailed description: This system contains measures 37 and 38. Measure 37 has a quarter rest followed by eighth notes: D4, C4, B3, A3, G3, F#3, E3, D3. The guitar tablature shows: 0 0 2 0 3 2 0 4 2. Measure 38 has a half note: D4, followed by eighth notes: C4, B3, A3, G3, F#3, E3, D3. The guitar tablature shows: 0 0 2 3 0 2 3 0.

39 40

TAB 2 0 3 2 0 3 2 0 | 3 3 0 1 3 0 1 3

Detailed description: This system contains measures 39 and 40. Measure 39 has a half note: D4, followed by eighth notes: C4, B3, A3, G3, F#3, E3, D3. The guitar tablature shows: 2 0 3 2 0 3 2 0. Measure 40 has a half note: D4, followed by eighth notes: C4, B3, A3, G3, F#3, E3, D3. The guitar tablature shows: 3 3 0 1 3 0 1 3.

41 42

TAB 0 1 0 3 1 3 1 | 0 3 2 0 2 0 2 3 0 2 3 0

Detailed description: This system contains measures 41 and 42. Measure 41 has eighth notes: D4, C#4, B4, A4, G4, F#4, E4, D4. The guitar tablature shows: 0 1 0 3 1 3 1. Measure 42 has eighth notes: C4, B3, A3, G3, F#3, E3, D3, C4. The guitar tablature shows: 0 3 2 0 2 0 2 3 0 2 3 0.

43

44

T
A
B

2 3 0 2 3 0 2 3 0

3 3

Inventie nr. 2 in C mineur, BWV 773

Uit: Klavierbüchlein für Wilhelm Friedemann Bach (1720)

Johann Sebastian Bach (1685-1750)

Standaard stemming

♩ = 60

Gitaar 1

1 B IV B V B II B VII

TAB

3 B V B II

TAB

5 B V

TAB

7 B VII B IX B VII

TAB

9

TAB

11 B VI B VII B VI

TAB

Musical notation for measures 13-14. Measure 13 starts with a treble clef, a key signature of one sharp (F#), and a 13-measure rest. The melody consists of eighth notes: F#4, G4, A4, B4, C5, B4, A4, G4, F#4, E4, D4, C4. The bass line (TAB) is: 7 0 3 0 2 3 | 4 0 2 0 2 5 3 2 0.

Musical notation for measure 14. The melody consists of eighth notes: F#4, G4, A4, B4, C5, B4, A4, G4, F#4, E4, D4, C4. The bass line (TAB) is: 3 3 2 5 3 2 4 3 4 4 2 2 4 2.

Musical notation for measures 15-16. Measure 15 melody: F#4, G4, A4, B4, C5, B4, A4, G4, F#4, E4, D4, C4. Bass line (TAB): 3 2 4 2 3 0 2 2 0 0.

Musical notation for measure 16. The melody consists of eighth notes: F#4, G4, A4, B4, C5, B4, A4, G4, F#4, E4, D4, C4. Bass line (TAB): 0 3 2 3 0 2 2.

Musical notation for measures 17-18. Measure 17 melody: F#4, G4, A4, B4, C5, B4, A4, G4, F#4, E4, D4, C4. Bass line (TAB): 3 2 3 2 0 3 3 2 5 3 2 4.

Musical notation for measure 18. The melody consists of eighth notes: F#4, G4, A4, B4, C5, B4, A4, G4, F#4, E4, D4, C4. Bass line (TAB): 2 2 2 5 3 2 4 2 0 0 0 2 2.

Musical notation for measures 19-20. Measure 19 melody: F#4, G4, A4, B4, C5, B4, A4, G4, F#4, E4, D4, C4. Bass line (TAB): 3 2 0 2 2 0 2 3.

Musical notation for measure 20. The melody consists of eighth notes: F#4, G4, A4, B4, C5, B4, A4, G4, F#4, E4, D4, C4. Bass line (TAB): (3) 2 3 2 7 5 8 7 7 5 8 7 5 5 8 5.

Musical notation for measures 21-22. Measure 21 melody: F#4, G4, A4, B4, C5, B4, A4, G4, F#4, E4, D4, C4. Bass line (TAB): 7 5 7 6 7 5 8 7 5 7 6 5.

Musical notation for measure 22. The melody consists of eighth notes: F#4, G4, A4, B4, C5, B4, A4, G4, F#4, E4, D4, C4. Bass line (TAB): (5) 4 5 4 8 7 5 8 8 7 5 8 7 7 5 7.

Musical notation for measures 23-24. Measure 23 melody: F#4, G4, A4, B4, C5, B4, A4, G4, F#4, E4, D4, C4. Bass line (TAB): 8 7 5 8 5 7 8 0 1 3 1 2 5 3 2 0.

Musical notation for measure 24. The melody consists of eighth notes: F#4, G4, A4, B4, C5, B4, A4, G4, F#4, E4, D4, C4. Bass line (TAB): 8 7 10 8 7 9 8 9 9 7 7 9 7.

Musical notation for measures 25-26. Measure 25 melody: F#4, G4, A4, B4, C5, B4, A4, G4, F#4, E4, D4, C4. Bass line (TAB): 8 7 9 7 8 10 7 7 10 5.

Musical notation for measure 26. The melody consists of eighth notes: F#4, G4, A4, B4, C5, B4, A4, G4, F#4, E4, D4, C4. Bass line (TAB): 5 8 7 7 5 8 7 7 8 7 9.

Gitaar 2

Musical notation for measures 27-28. Measure 27 starts with a treble clef, a key signature of one sharp (F#), and a whole note G4. Measure 28 is divided into two parts: B I (measures 28.1-28.2) and B II (measures 28.3-28.4). The B I part contains a quarter note F#5, a quarter note G5, a quarter note A5, and a quarter note B5. The B II part contains a quarter note C6, a quarter note D6, a quarter note E6, and a quarter note F#6. The guitar tablature for measure 27 shows a single fret on the 9th string. The tablature for measure 28 shows: 2 1 2 4 5 2 3 5 3 0 7 5 4 7.

Musical notation for measures 29-30. Measure 29 contains a quarter note G#5, a quarter note A5, a quarter note B5, and a quarter note C6. Measure 30 contains a quarter note D6, a quarter note E6, a quarter note F#6, and a quarter note G6. The guitar tablature for measure 29 shows: 5 4 7 5 4 7 6 7 4 7 4 4 7 4. The guitar tablature for measure 30 shows: 5 4 7 4 5 7 4 4 7 2.

Musical notation for measures 31-32. Measure 31 contains a quarter note G#5, a quarter note A5, a quarter note B5, and a quarter note C6. Measure 32 contains a quarter note D6, a quarter note E6, a quarter note F#6, and a quarter note G6. The guitar tablature for measure 31 shows: 2 5 4 5 3 0 0 0. The guitar tablature for measure 32 shows: 2 5 4 0 0 2 0 1 0 2 0 4 2.

Musical notation for measures 33-34. Measure 33 contains a quarter note G#5, a quarter note A5, a quarter note B5, and a quarter note C6. Measure 34 contains a quarter note D6, a quarter note E6, a quarter note F#6, and a quarter note G6. The guitar tablature for measure 33 shows: 5 4 0 2 0 4 2 0 3 2 2 2 4 4. The guitar tablature for measure 34 shows: 0 0 2 0 0 0 2 0 1.

Musical notation for measures 35-36. Measure 35 contains a quarter note G#5, a quarter note A5, a quarter note B5, and a quarter note C6. Measure 36 contains a quarter note D6, a quarter note E6, a quarter note F#6, and a quarter note G6. The guitar tablature for measure 35 shows: (1) 0 0 4 0 2 1 0 0 3 1 0 2 3 1 3. The guitar tablature for measure 36 shows: 0 3 0 2 4 5 2 3 5 3 0 2 5 4 2.

Musical notation for measures 37-38. Measure 37 contains a quarter note G#5, a quarter note A5, a quarter note B5, and a quarter note C6. Measure 38 contains a quarter note D6, a quarter note E6, a quarter note F#6, and a quarter note G6. The guitar tablature for measure 37 shows: 1 0 4 2 0 4 2 1 2 4 2 4 4 2 4. The guitar tablature for measure 38 shows: 5 4 2 4 5 2 4 4 2 2.

Musical notation for measures 39-40. Measure 39 contains a quarter note G#5, a quarter note A5, a quarter note B5, and a quarter note C6. Measure 40 contains a quarter note D6, a quarter note E6, a quarter note F#6, and a quarter note G6. The guitar tablature for measure 39 shows: 2 5 4 5 3 0 0 0. The guitar tablature for measure 40 shows: 2 5 4 5 0 2 0 0 4 2 0 4 2.

Musical notation for measures 41-42. Treble clef, key signature of one sharp (F#). Measure 41 contains a melodic line with notes G4, A4, B4, C5, B4, A4, G4, F#4, E4, D4, C4. Measure 42 continues with notes B4, A4, G4, F#4, E4, D4, C4, B4, A4, G4, F#4, E4, D4, C4. The guitar tablature below shows fingerings: 0 4 4 2 0 4 2 0 3 2 2 2 4 4 for measure 41, and 0 0 2 0 4 0 2 0 5 for measure 42.

Musical notation for measures 43-44. Measure 43 contains a melodic line with notes G4, A4, B4, C5, B4, A4, G4, F#4, E4, D4, C4. Measure 44 continues with notes B4, A4, G4, F#4, E4, D4, C4, B4, A4, G4, F#4, E4, D4, C4. The guitar tablature below shows fingerings: (5) 0 0 4 4 2 0 4 0 2 0 4 2 2 0 2 for measure 43, and 4 2 0 2 0 4 2 4 2 4 5 2 4 5 2 4 for measure 44.

Musical notation for measures 45-46. Measure 45 contains a melodic line with notes G4, A4, B4, C5, B4, A4, G4, F#4, E4, D4, C4. Measure 46 contains a melodic line with notes G4, A4, B4, C5, B4, A4, G4, F#4, E4, D4, C4. The guitar tablature below shows fingerings: 5 2 4 5 2 5 4 2 5 4 2 5 4 for measure 45, and (4) 2 2 1 0 4 2 0 0 4 2 0 4 4 2 4 for measure 46. A bracket labeled "B I" spans measures 45 and 46.

Musical notation for measures 47-48. Measure 47 contains a melodic line with notes G4, A4, B4, C5, B4, A4, G4, F#4, E4, D4, C4. Measure 48 contains a melodic line with notes G4, A4, B4, C5, B4, A4, G4, F#4, E4, D4, C4. The guitar tablature below shows fingerings: 1 2 0 4 2 0 3 2 0 3 2 0 for measure 47, and 0 2 2 4 5 2 4 4 2 2 for measure 48. A bracket labeled "B II" spans measures 47 and 48.

Musical notation for measures 49-50. Measure 49 contains a melodic line with notes G4, A4, B4, C5, B4, A4, G4, F#4, E4, D4, C4. Measure 50 contains a melodic line with notes G4, A4, B4, C5, B4, A4, G4, F#4, E4, D4, C4. The guitar tablature below shows fingerings: 2 5 2 5 4 2 5 3 2 5 3 5 2 for measure 49, and 0 2 1 2 4 0 2 3 5 3 0 7 5 4 7 for measure 50. Brackets labeled "B I", "B II", and "B IV" are present above the notation.

Musical notation for measures 51-52. Measure 51 contains a melodic line with notes G4, A4, B4, C5, B4, A4, G4, F#4, E4, D4, C4. Measure 52 contains a melodic line with notes G4, A4, B4, C5, B4, A4, G4, F#4, E4, D4, C4. The guitar tablature below shows fingerings: 6 5 4 7 5 4 7 6 7 2 3 0 2 2 for measure 51, and 0 for measure 52. A bracket labeled "B II" spans measures 51 and 52.

Inventie nr. 3 in D majeur, BWV 774

Uit: Klavierbüchlein für Wilhelm Friedemann Bach (1720)

Johann Sebastian Bach (1685-1750)

Standaard stemming

♩ = 110

Gitaar 1

1 *mf*

2

3

4

5

6

7

8

9

10

11

12 tr

13

14

15

16

17

18

19 20 21

T
A
B

22 23 24

T
A
B

25 26 27

T
A
B

28 29 30

B I

T
A
B

31 32 33

T
A
B

34 35 36

T
A
B

37 38 39

tr B II

T
A
B

40 41 42

TAB
4 0 2 | 4 2 3 | (3) 2 0 3 2 3

43 44 45

TAB
0 3 2 0 2 0 | 4 2 5 4 2 0 | 2 5 4 2 4 0

46 47 48

TAB
2 4 2 3 | 2 2 3 | 3 0 3

49 50 51

TAB
3 0 3 | 3 0 3 | 3 0 7 5

52 53 54 tr

TAB
7 5 8 7 5 7 | 7 2 3 | (3) 5 0 3

55 56 57

TAB
3 0 5 | (5) 0 2 4 5 2 | 4 2 5 4 2 0

58 59 tr 60

TAB
0 4 5 4 | 0 0 2 5 | 5

Gitaar 2

61 62 63

Musical notation for measures 61-63. Measure 61 is a whole rest. Measure 62 is a whole rest. Measure 63 contains a guitar-specific notation: a '7' followed by a bar line, another '7', and a quarter note on the 2nd fret of the 6th string.

TAB

0 2

64 65 66

Musical notation for measures 64-66. Measure 64: quarter notes on 4, 2, 5, 4, 2, 0. Measure 65: quarter notes on 2, 5, 4, 2, 4, 0. Measure 66: quarter notes on 2, 0, 2.

TAB

4 2 5 4 2 0 2 5 4 2 4 0 2 0 2

67 68 69

Musical notation for measures 67-69. Measure 67: quarter notes on 2, 0, 2. Measure 68: quarter notes on 2, 0, 2. Measure 69: quarter notes on 2, 0, 2.

TAB

2 0 2 2 0 2 2 0 2

70 71 72

Musical notation for measures 70-72. Measure 70: quarter notes on 0, 2, 4. Measure 71: quarter notes on 5, 4, 2, 5, 4, 2. Measure 72: quarter notes on 4, 0, 2, 2.

TAB

0 2 4 5 4 2 5 4 2 4 0 2 2

73 74 75

Musical notation for measures 73-75. Measure 73: quarter notes on 0, 2, 4, 6, 0, 2. Measure 74: quarter notes on 4, 2, 5, 4, 2, 0. Measure 75: quarter notes on 2, 1, 7.

TAB

0 2 4 6 0 2 4 2 5 4 2 0 2 2

76 77 78

Musical notation for measures 76-78. Measure 76: quarter notes on 1, 2, 7. Measure 77: quarter notes on 3#, 4#, 1, 2, 4. Measure 78: quarter notes on 5, 4, 2, 5, 4, 2.

TAB

2 2 (2) 4 6 1 2 4 5 4 2 5 4 2

79 80 81

Musical notation for measures 79-81. Measure 79: quarter notes on 4, 3#, 4. Measure 80: quarter notes on 0, 3, 0. Measure 81: quarter notes on 3, 1, 3.

TAB

4 4 4 0 3 0 4 3 1 3

82 83 84

TAB 4 2 5 4 2 5 | 2 5 4 2 5 4 | 5 2 4 | 2#

85 86 87

TAB 2 4 0 | 2 | 2 4 1 2 4

88 89 90

TAB 0 4 2 0 4 2 | 2 0 | (2) (0)

91 92 93

TAB (2) (0) 0 2 4 5 2 | 4 2 0 4 2 0 | 1 2 4 1

94 95 96

TAB 2 1 4 2 0 4 | 2 0 4 2 4 0 | 2 4 4

97 98 99

TAB 5 4 2 5 4 2 | 4 0 2 2 | 0 4 5 2 4 5

100 101 102

TAB 2 5 4 2 5 4 | 5 4 2 5 4 2 | 4 2 5 4 2 0

103 104 105

TAB 2 0 0 3

106 107 108

TAB 4 2 5 4 2 0 2 5 4 2 4 0 2 4 0 0 4 2

109 110 111

TAB 2 4 0 2 0 4 2 4 0 0 4 2 2 4 5 2 0 4

112 113 114

TAB 5 2 4 5 4 2 5 4 2 4 5 2 0

115 116 117

TAB 2 0 3 2 0 5 0 0 (0) 4 2 0 5 4

118 119 120

TAB 5 4 0 5 4 2 4 5 0 0

Inventie nr. 4 in D mineur, BWV 775

Uit: Klavierbüchlein für Wilhelm Friedemann Bach (1720)

Johann Sebastian Bach (1685-1750)

Standaard stemming

♩ = 110

Gitaar 1

1 *mf*

2

3

4

5 B V

6

7 B III

8

9

10

11

12

13

14

15

16

17 tr

18

tr

19 20 21

TAB 1 (1) (1)

22 23 24

TAB (1) 3 2 0 3 2 1 0 2 4 0 2 3 2 0

25 26 27

TAB 3 3 0 2 3 0 2 0 1 3 0 1 1 1 0 3 1 0

28 29 30

TAB 1 0 3 1 0 2 1 2 1 4 2 0 3 0 2 4 1 2

31 32 33

TAB 0 1 0 2 1 4 2 4 1 2 0 1 0 3 1 0 2

34 35 36

TAB 1 2 0 1 3 0 2 1 0 3 1 0 5 4 2 0 5

tr

37 38 39

TAB (5) 3 0 2 2 2 3 1 0 4 2

40 41 42

TAB

43 44 45

B V

TAB

46 47 48

B II tr

TAB

49 50 51

TAB

Gitaar 2

52 53 54

TAB

55 56 57

TAB

58 59 60

TAB

61 62 63

TAB 3 1 2 3 0 2 3 0 2 3 1 3

Detailed description: This system contains measures 61, 62, and 63. Measure 61 has a treble clef, a key signature of one flat, and a 3/4 time signature. It contains three eighth notes: G4, A4, and Bb4. Measure 62 contains three eighth notes: C5, Bb4, and A4. Measure 63 contains a dotted quarter note G4 followed by an eighth rest, and a quarter note G4. The guitar tablature below shows fingerings: measure 61 (3, 1, 2), measure 62 (3, 0, 2), and measure 63 (3, 0, 2, 3, 1, 3).

64 65 66

TAB 2 3 1 3 2 0 2 3 0 2 3 1 0 1 3 2 0 3

Detailed description: This system contains measures 64, 65, and 66. Measure 64 has a treble clef, a key signature of one flat, and a 3/4 time signature. It contains six eighth notes: G4, A4, Bb4, C5, Bb4, and A4. Measure 65 contains six eighth notes: G4, A4, Bb4, C5, Bb4, and A4. Measure 66 contains six eighth notes: G4, A4, Bb4, C5, Bb4, and A4. The guitar tablature below shows fingerings: measure 64 (2, 3, 1, 3, 2, 0), measure 65 (2, 3, 0, 2, 3, 1), and measure 66 (0, 1, 3, 2, 0, 3).

67 68 69

TAB 2 3 0 2 3 0 0 0 3 2 0 3 0 1 3 3

Detailed description: This system contains measures 67, 68, and 69. Measure 67 has a treble clef, a key signature of one flat, and a 3/4 time signature. It contains six eighth notes: G4, A4, Bb4, C5, Bb4, and A4. Measure 68 contains six eighth notes: G4, A4, Bb4, C5, Bb4, and A4. Measure 69 contains six eighth notes: G4, A4, Bb4, C5, Bb4, and A4. The guitar tablature below shows fingerings: measure 67 (2, 3, 0, 2, 3, 0), measure 68 (0, 0, 3, 2, 0, 3), and measure 69 (0, 1, 3, 3).

70 71 72

TAB 1 3 0 1 3 0 0 0 3 1 0 3 0 1 3 0 2 3

Detailed description: This system contains measures 70, 71, and 72. Measure 70 has a treble clef, a key signature of one flat, and a 3/4 time signature. It contains six eighth notes: G4, A4, Bb4, C5, Bb4, and A4. Measure 71 contains six eighth notes: G4, A4, Bb4, C5, Bb4, and A4. Measure 72 contains six eighth notes: G4, A4, Bb4, C5, Bb4, and A4. The guitar tablature below shows fingerings: measure 70 (1, 3, 0, 1, 3, 0), measure 71 (0, 0, 3, 1, 0, 3), and measure 72 (0, 1, 3, 0, 2, 3).

73 74 75

TAB 3 3 2 0 3 1 0 1 3 0 1 3 2

Detailed description: This system contains measures 73, 74, and 75. Measure 73 has a treble clef, a key signature of one flat, and a 3/4 time signature. It contains six eighth notes: G4, A4, Bb4, C5, Bb4, and A4. Measure 74 contains six eighth notes: G4, A4, Bb4, C5, Bb4, and A4. Measure 75 contains a dotted quarter note G4 followed by an eighth rest, and a quarter note G4. The guitar tablature below shows fingerings: measure 73 (3, 3, 2, 0, 3, 1), measure 74 (0, 1, 3, 0, 1, 3), and measure 75 (2).

76 77 78

TAB 3 0 1 3 0 1 0 0 1 3 0

Detailed description: This system contains measures 76, 77, and 78. Measure 76 has a treble clef, a key signature of one flat, and a 3/4 time signature. It contains six eighth notes: G4, A4, Bb4, C5, Bb4, and A4. Measure 77 contains a dotted quarter note G4 followed by an eighth rest, and a quarter note G4. Measure 78 contains six eighth notes: G4, A4, Bb4, C5, Bb4, and A4. The guitar tablature below shows fingerings: measure 76 (3, 0, 1, 3, 0, 1), measure 77 (0), and measure 78 (1, 3, 0).

79 80 81

TAB 2 4 0 0 4 0 2 3 0 2 0

Detailed description: This system contains measures 79, 80, and 81. Measure 79 has a treble clef, a key signature of one flat, and a 3/4 time signature. It contains six eighth notes: G4, A4, Bb4, C5, Bb4, and A4. Measure 80 contains six eighth notes: G4, A4, Bb4, C5, Bb4, and A4. Measure 81 contains a dotted quarter note G4 followed by an eighth rest, and a quarter note G4. The guitar tablature below shows fingerings: measure 79 (2, 4, 0), measure 80 (0, 4, 0, 2, 3, 0), and measure 81 (2, 0).

82 83 84

TAB (2) (0) | (2) (0) | (2) (0)

85 86 87

TAB (2) (0) | (2) 2 0 | 3 2 0

88 89 90

TAB 0 2 3 | 0 2 0 | 0 0 1 3 0 1

91 92 93

TAB 2 1 0 3 1 0 | 3 3 0 1 | 3 3 3

94 95 96

TAB 3 0 2 0 2 3 | 2 3 2 0 2 0 | 3 2 3

97 98 99

TAB 2 0 2 | 0 2 3 0 2 3 | 4 3 2 0 3 2

100 101 102

B I

TAB 3 0 2 0 | 1 3 1 0 | 3 2 0 3 2

Musical notation for guitar, including a treble clef staff with notes and a TAB staff with fret numbers.

103 104 105

T
A
B

3 0 2 0 5

Inventie nr. 5 in Eb majeur, BWV 776

Uit: Klavierbüchlein für Wilhelm Friedemann Bach (1720)

Johann Sebastian Bach (1685-1750)

Standaard stemming

♩ = 110

Gitaar 1

1 *mf* 2 3

4 5

6 7

8 9

10 11

12 13

Musical notation for measures 14-15. Measure 14 starts with a treble clef, a key signature of one sharp (F#), and a 14-measure rest. The melody consists of eighth notes: F#4, G4, A4, B4, C5, B4, A4, G4, F#4, E4, D4, C4, B3, A3, G3, F#3. Measure 15 starts with a 15-measure rest, followed by eighth notes: F#4, G4, A4, B4, C5, B4, A4, G4, F#4, E4, D4, C4, B3, A3, G3, F#3. The guitar tablature below shows the fret numbers for each note.

TAB: 9 12-10 13 10-12 13 10 12-10 13-12 13-10-12 | 9 8-7 10-9 10-7-9 10-9-7-9-10-7-9

Musical notation for measures 16-17. Measure 16 starts with a 16-measure rest, followed by eighth notes: F#4, G4, A4, B4, C5, B4, A4, G4, F#4, E4, D4, C4, B3, A3, G3, F#3. Measure 17 starts with a 17-measure rest, followed by eighth notes: F#4, G4, A4, B4, C5, B4, A4, G4, F#4, E4, D4, C4, B3, A3, G3, F#3. The guitar tablature below shows the fret numbers for each note.

TAB: 10 2 1 2 0 1 3 | 4 2 4 1 3 0

Musical notation for measures 18-19. Measure 18 starts with a 18-measure rest, followed by eighth notes: F#4, G4, A4, B4, C5, B4, A4, G4, F#4, E4, D4, C4, B3, A3, G3, F#3. Measure 19 starts with a 19-measure rest, followed by eighth notes: F#4, G4, A4, B4, C5, B4, A4, G4, F#4, E4, D4, C4, B3, A3, G3, F#3. The guitar tablature below shows the fret numbers for each note.

TAB: 1 1 0 3 2 3 0 3 2 0 | 2 2 0 8 5 6 8 5 8

Musical notation for measures 20-21. Measure 20 starts with a 20-measure rest, followed by eighth notes: F#4, G4, A4, B4, C5, B4, A4, G4, F#4, E4, D4, C4, B3, A3, G3, F#3. Measure 21 starts with a 21-measure rest, followed by eighth notes: F#4, G4, A4, B4, C5, B4, A4, G4, F#4, E4, D4, C4, B3, A3, G3, F#3. The guitar tablature below shows the fret numbers for each note.

TAB: 6 8 6 5 6 8 5 6 8 7 5 7 8 5 7 | 8 6 5 7 5 6 7 5 7 5 9 5 7 9 5

Musical notation for measures 22-23. Measure 22 starts with a 22-measure rest, followed by eighth notes: F#4, G4, A4, B4, C5, B4, A4, G4, F#4, E4, D4, C4, B3, A3, G3, F#3. Measure 23 starts with a 23-measure rest, followed by eighth notes: F#4, G4, A4, B4, C5, B4, A4, G4, F#4, E4, D4, C4, B3, A3, G3, F#3. The guitar tablature below shows the fret numbers for each note.

TAB: 7 5 7 5 7 5 5 7 4 5 4 7 4 5 7 4 | 5 1 0 1 3 5 6

Musical notation for measures 24-25. Measure 24 starts with a 24-measure rest, followed by eighth notes: F#4, G4, A4, B4, C5, B4, A4, G4, F#4, E4, D4, C4, B3, A3, G3, F#3. Measure 25 starts with a 25-measure rest, followed by eighth notes: F#4, G4, A4, B4, C5, B4, A4, G4, F#4, E4, D4, C4, B3, A3, G3, F#3. The guitar tablature below shows the fret numbers for each note.

TAB: 3 1 3 0 1 3 | 5 8 7 8 5 7 8 5 6 10 8 10 5 6 7 5

Musical notation for measures 26-27. Measure 26 starts with a 26-measure rest, followed by eighth notes: F#4, G4, A4, B4, C5, B4, A4, G4, F#4, E4, D4, C4, B3, A3, G3, F#3. Measure 27 starts with a 27-measure rest, followed by eighth notes: F#4, G4, A4, B4, C5, B4, A4, G4, F#4, E4, D4, C4, B3, A3, G3, F#3. The guitar tablature below shows the fret numbers for each note.

TAB: 5 5 7 5 5 7 9 7 8 7 5 7 8 5 7 | 8 5 4 5 2 4 5

Musical notation for measures 28-29. Treble clef, key signature of one sharp (F#), 7/8 time signature. Measure 28 contains a 7/8 note followed by eighth notes. Measure 29 contains eighth notes and a quarter note. TAB: 2 0 2 0 1 3 | 0 0 3 5 0 1 3 1 0 2

Musical notation for measures 30-31. Measure 30 contains eighth notes and a quarter note. Measure 31 contains eighth notes and a quarter note. TAB: 0 5 8 6 5 6 8 6 5 7 | 10 9 8 8 10 7 8 10 8

Gitaar 2

Musical notation for measures 32-33. Measure 32 contains a half note with a slur and a quarter note. Measure 33 contains a quarter note followed by eighth notes. TAB: 8-7 5 8 5 5 8 | 5 3 0 4 0 2 4 5 2

Musical notation for measures 34-35. Measure 34 contains eighth notes. Measure 35 contains eighth notes. TAB: 3 2 5 2 3 5 2 3 0 5 4 2 4 5 2 4 | 5 4 2 4 5 2 4 0 0 4 2 5 2 3 5

Musical notation for measures 36-37. Measure 36 contains eighth notes. Measure 37 contains eighth notes. TAB: 2 2 5 3 2 3 5 2 0 5 4 2 4 5 2 4 | 5 5 4 5 2 4 5

Musical notation for measures 38-39. Measure 38 contains eighth notes. Measure 39 contains eighth notes. TAB: 2 0 2 4 5 2 | 4 0 2 0 4 5 2 5 4 2

Musical notation for measures 40-41. Measure 40 contains eighth notes. Measure 41 contains eighth notes. TAB: 5 4 2 5 2 4 5 3 5 | 4 5 4 2 4 5 2 4 0 5 3 5 2 3 0 2

Musical notation for measures 42-43. Measure 42 contains a sixteenth-note run. Measure 43 contains a sixteenth-note run with a sharp sign. The guitar tablature below shows the fretting for each note.

TAB: 3 5 3 2 3 5 2 3 0 | 2 5 2 4 5 2 4 | 0 2 0 4 5 2 3 5 2 3 5 2 3 0 2 3

Musical notation for measures 44-45. Measure 44 contains a quarter-note run. Measure 45 contains a quarter-note run with a grace note. The guitar tablature below shows the fretting for each note.

TAB: 0 2 1 2 4 0 2 | 4 2 4 0 2 4

Musical notation for measures 46-47. Measure 46 contains a quarter-note run. Measure 47 contains a quarter-note run with a sharp sign. The guitar tablature below shows the fretting for each note.

TAB: 0 1 0 2 1 2 0 2 1 4 | 2 1 0 3 0 1 3 0 3

Musical notation for measures 48-49. Measure 48 contains a sixteenth-note run. Measure 49 contains a sixteenth-note run with a sharp sign. The guitar tablature below shows the fretting for each note.

TAB: 1 0 3 2 3 5 2 3 0 | 2 5 2 3 5 2 3 | 5 3 2 3 5 2 3 5 2 2 1 4 1 2 4 1

Musical notation for measures 50-51. Measure 50 contains a sixteenth-note run. Measure 51 contains a sixteenth-note run with a sharp sign. The guitar tablature below shows the fretting for each note.

TAB: 2 5 3 5 2 3 5 2 2 5 3 2 3 5 2 | 4 3 2 5 4 5 2 4 0 5 4 2 4 5 2 4

Musical notation for measures 52-53. Measure 52 contains a quarter-note run. Measure 53 contains a quarter-note run with a grace note. The guitar tablature below shows the fretting for each note.

TAB: 5 5 4 5 2 3 5 | 3 2 3 5 2 3

Musical notation for measures 54-55. Measure 54 contains a quarter-note run with a grace note. Measure 55 contains a sixteenth-note run. The guitar tablature below shows the fretting for each note.

TAB: 2 0 2 3 5 2 | 0 3 0 1 3 0 1 2 1 0 1 2 0 0 2

56 57

TAB 3 2 0 2 3 0 2 3 0 1 0 2 0 1 2 0 1 5 4 5 2 4 5

58 59

TAB 2 0 2 4 5 3 4 5 4 2 4 5 2 4 0 5 4 5 2 4 5 2

60 61

TAB 3 2 5 2 3 5 2 3 0 5 4 2 4 5 2 4 3 5 4 2 4 5 2 4 5 4 2 5 2 3 5

62 63

TAB 2 2 5 3 2 3 5 2 3 3 2 5 3 0 1 3 0 2 5 3 2 3 5 2 0 5 4 2 4 5 2 4

64 65

TAB 5 2 3 5 3

Inventie nr. 6 in E majeur, BWV 777

Uit: Klavierbüchlein für Wilhelm Friedemann Bach (1720)

Johann Sebastian Bach (1685-1750)

Standaard stemming

♩ = 80

Gitaar 1

1 *mf*

2

3

4

5

6

7

8

9

10

11

12

13

14

15

Musical notation for measures 16-18. Measure 16: Treble clef, key signature of one sharp (F#), quarter notes G4, A4, B4, C5. Measure 17: Treble clef, key signature of one sharp (F#), quarter notes G4, A4, B4, C5. Measure 18: Treble clef, key signature of one sharp (F#), quarter notes G4, A4, B4, C5. Fingering: 0 2 4 2 2 | 4 5 0 | 0 3 2 3 2 0 2 4 2.

Musical notation for measures 19-21. Measure 19: Treble clef, key signature of one sharp (F#), quarter notes G4, A4, B4, C5. Measure 20: Treble clef, key signature of one sharp (F#), quarter notes G4, A4, B4, C5. Measure 21: Treble clef, key signature of one sharp (F#), quarter notes G4, A4, B4, C5. Fingering: 4 2 0 2 4 2 4 | 5 4 | 5 0 | 3 2 5.

Musical notation for measures 22-24. Measure 22: Treble clef, key signature of one sharp (F#), quarter notes G4, A4, B4, C5. Measure 23: Treble clef, key signature of one sharp (F#), quarter notes G4, A4, B4, C5. Measure 24: Treble clef, key signature of one sharp (F#), quarter notes G4, A4, B4, C5. Fingering: (5) 4 2 5 | (5) 4 2 4 5 | 4 2 0 2 4 2 4 5 4.

Musical notation for measures 25-27. Measure 25: Treble clef, key signature of one sharp (F#), quarter notes G4, A4, B4, C5. Measure 26: Treble clef, key signature of one sharp (F#), quarter notes G4, A4, B4, C5. Measure 27: Treble clef, key signature of one sharp (F#), quarter notes G4, A4, B4, C5. Fingering: 5 2 4 | 5 2 4 | 2 3 2 4 2.

Musical notation for measures 28-30. Measure 28: Treble clef, key signature of one sharp (F#), quarter notes G4, A4, B4, C5. Measure 29: Treble clef, key signature of one sharp (F#), quarter notes G4, A4, B4, C5. Measure 30: Treble clef, key signature of one sharp (F#), quarter notes G4, A4, B4, C5. Fingering: 3 0 | 2 5 4 | 1 4 4.

Musical notation for measures 31-33. Measure 31: Treble clef, key signature of one sharp (F#), quarter notes G4, A4, B4, C5. Measure 32: Treble clef, key signature of one sharp (F#), quarter notes G4, A4, B4, C5. Measure 33: Treble clef, key signature of one sharp (F#), quarter notes G4, A4, B4, C5. Fingering: 2 0 4 | 4 4 2 | 1 2 4.

Musical notation for measures 34-36. Measure 34: Treble clef, key signature of one sharp (F#), quarter notes G4, A4, B4, C5. Measure 35: Treble clef, key signature of one sharp (F#), quarter notes G4, A4, B4, C5. Measure 36: Treble clef, key signature of one sharp (F#), quarter notes G4, A4, B4, C5. Fingering: 2 2 0 | 4 0 2 | 0 0 4.

Musical notation for measures 37-39. Measure 37: Treble clef, key signature of one sharp (F#), notes G4, A4, B4, C5. Measure 38: Treble clef, key signature of one sharp (F#), notes G4, A4, B4, C5. Measure 39: Treble clef, key signature of one sharp (F#), notes G4, A4, B4, C5 with a 7th fret barre. TAB: 1 2 4 | 4 2 0 | 2 2

Musical notation for measures 40-42. Measure 40: Treble clef, key signature of one sharp (F#), notes G4, A4, B4, C5. Measure 41: Treble clef, key signature of one sharp (F#), notes G4, A4, B4, C5. Measure 42: Treble clef, key signature of one sharp (F#), notes G4, A4, B4, C5 with a 7th fret barre. TAB: (2) 4 1 | 2 2 4 | 2 2 0 2

Musical notation for measures 43-45. Measure 43: Treble clef, key signature of one sharp (F#), notes G4, A4, B4, C5. Measure 44: Treble clef, key signature of one sharp (F#), notes G4, A4, B4, C5. Measure 45: Treble clef, key signature of one sharp (F#), notes G4, A4, B4, C5. TAB: (2) 0 4 3 | (3) 2 5 3 | (3) 2 0 2 3

Musical notation for measures 46-48. Measure 46: Treble clef, key signature of one sharp (F#), notes G4, A4, B4, C5. Measure 47: Treble clef, key signature of one sharp (F#), notes G4, A4, B4, C5. Measure 48: Treble clef, key signature of one sharp (F#), notes G4, A4, B4, C5. TAB: 2 5 3 5 2 0 2 5 4 | 5 0 2 | 3 5 2

Musical notation for measures 49-51. Measure 49: Treble clef, key signature of one sharp (F#), notes G4, A4, B4, C5. Measure 50: Treble clef, key signature of one sharp (F#), notes G4, A4, B4, C5. Measure 51: Treble clef, key signature of one sharp (F#), notes G4, A4, B4, C5. TAB: 4 5 4 2 0 | 5 5 3 5 2 0 | 2 2 3 0

Musical notation for measures 52-54. Measure 52: Treble clef, key signature of one sharp (F#), notes G4, A4, B4, C5. Measure 53: Treble clef, key signature of one sharp (F#), notes G4, A4, B4, C5. Measure 54: Treble clef, key signature of one sharp (F#), notes G4, A4, B4, C5. TAB: (0) 1 0 1 2 4 0 | (0) 0 2 5 | (5) 4 2 4 0 2 3

Musical notation for measures 55-57. Measure 55: Treble clef, key signature of one sharp (F#), notes G4, A4, B4, C5. Measure 56: Treble clef, key signature of one sharp (F#), notes G4, A4, B4, C5. Measure 57: Treble clef, key signature of one sharp (F#), notes G4, A4, B4, C5. TAB: (3) 3 0 4 | (4) 2 5 3 | (3) 2 0 5

58 59 60

TAB 4 1 0 1 4 2 4 4 2 4 3 0 5

Gitaar 2

61 62 63

TAB 0 3 0 0 0 2 5 3 2 1

64 65 66

TAB (1) 0 3 1 (1) 0 2 0 1 0 7 5 7 4 2 4 5 4

67 68 69

TAB 5 2 4 5 3 5 2 3 2 0 3

70 71 72

TAB 3 0 7 8 9 (9) 8 7 8 5 6 7

73 74 75

TAB (7) 5 7 7 (7) 7 5 7 3 4 5 (5) 3 5 6

76 77 78

TAB (6) 7 5 3 (3) 2 5 3 2 5 4 5 2 0 2 3 2

Musical notation for measures 79-81. Measure 79: Treble clef, key signature of one sharp (F#), notes G4, A4, B4, C5, D5, E5, F#5. Tab: 3 4 2 2. Measure 80: Treble clef, notes G4, A4, B4, C5, D5, E5, F#5. Tab: 3 3 2 5. Measure 81: Treble clef, notes G4, A4, B4, C5, D5, E5, F#5. Tab: 10 10 5 7.

Musical notation for measures 82-84. Measure 82: Treble clef, key signature of one sharp (F#), notes G4, A4, B4, C5, D5, E5, F#5. Tab: 3 2 4 5. Measure 83: Treble clef, notes G4, A4, B4, C5, D5, E5, F#5. Tab: 7 9 7. Measure 84: Treble clef, notes G4, A4, B4, C5, D5, E5, F#5. Tab: 8 10 7.

Musical notation for measures 85-87. Measure 85: Treble clef, key signature of one sharp (F#), notes G4, A4, B4, C5, D5, E5, F#5. Tab: 9 10 9 7 10. Measure 86: Treble clef, notes G4, A4, B4, C5, D5, E5, F#5. Tab: 10 7. Measure 87: Treble clef, notes G4, A4, B4, C5, D5, E5, F#5. Tab: 10 9 8.

Musical notation for measures 88-90. Measure 88: Treble clef, key signature of one sharp (F#), notes G4, A4, B4, C5, D5, E5, F#5. Tab: (8) 7 10 8. Measure 89: Treble clef, notes G4, A4, B4, C5, D5, E5, F#5. Tab: (8) 7 9 7 8. Measure 90: Treble clef, notes G4, A4, B4, C5, D5, E5, F#5. Tab: 7 10 8 10 7 5 7 3 2.

Musical notation for measures 91-93. Measure 91: Treble clef, key signature of one sharp (F#), notes G4, A4, B4, C5, D5, E5, F#5. Tab: 3 2 0 2 7 6 7. Measure 92: Treble clef, notes G4, A4, B4, C5, D5, E5, F#5. Tab: 9 7 9 8 7 8 9 7 9. Measure 93: Treble clef, notes G4, A4, B4, C5, D5, E5, F#5. Tab: 11 9 11 12 11 12 10 9 10 7 6.

Musical notation for measures 94-96. Measure 94: Treble clef, key signature of one sharp (F#), notes G4, A4, B4, C5, D5, E5, F#5. Tab: 7 9 7 9 6 4 6 7 6. Measure 95: Treble clef, notes G4, A4, B4, C5, D5, E5, F#5. Tab: 7 8 7 5. Measure 96: Treble clef, notes G4, A4, B4, C5, D5, E5, F#5. Tab: (5) 8 7 8 5 4 5 8 7.

Musical notation for measures 97-99. Measure 97: Treble clef, key signature of one sharp (F#), notes G4, A4, B4, C5, D5, E5, F#5. Tab: 8 7 5 8. Measure 98: Treble clef, notes G4, A4, B4, C5, D5, E5, F#5. Tab: (8) 7 5 7 3 2 3 5 3. Measure 99: Treble clef, notes G4, A4, B4, C5, D5, E5, F#5. Tab: 5 3 2 5.

Musical notation for measures 100-102. Measure 100 contains a triplet of eighth notes (F#4, G4, A4) followed by a quarter note (B4), a quarter note (C5), and a quarter note (B4). Measure 101 contains a quarter note (A4), a quarter note (G4), a quarter note (F#4), a quarter note (E4), a quarter note (D4), a quarter note (C4), and a quarter note (B3). Measure 102 contains a quarter note (A4), a quarter note (G4), a quarter note (F#4), a quarter note (E4), a quarter note (D4), a quarter note (C4), and a quarter note (B3).

TAB: (5) 3 2 3 4 3 4 1 0 | 1 5 3 5 1 0 1 3 2 | 3 3 1 3 2 0 2 5 4

Musical notation for measures 103-105. Measure 103 contains a quarter note (A4), a quarter note (G4), a quarter note (F#4), a quarter note (E4), a quarter note (D4), and a quarter note (C4). Measure 104 contains a quarter note (A4), a quarter note (G4), a quarter note (F#4), a quarter note (E4), a quarter note (D4), and a quarter note (C4). Measure 105 contains a quarter note (A4), a quarter note (G4), a quarter note (F#4), a quarter note (E4), a quarter note (D4), and a quarter note (C4).

TAB: 0 0 2 4 3 | 0 4 0 2 | 5 2 4

Musical notation for measures 106-108. Measure 106 contains a quarter note (A4), a quarter note (G4), a quarter note (F#4), a quarter note (E4), a quarter note (D4), and a quarter note (C4). Measure 107 contains a quarter note (A4), a quarter note (G4), a quarter note (F#4), a quarter note (E4), a quarter note (D4), and a quarter note (C4). Measure 108 contains a quarter note (A4), a quarter note (G4), a quarter note (F#4), a quarter note (E4), a quarter note (D4), and a quarter note (C4).

TAB: 5 7 0 | 2 3 2 5 3 | 3 3 1 3 4 2

Musical notation for measures 109-111. Measure 109 contains a quarter note (A4), a quarter note (G4), a quarter note (F#4), a quarter note (E4), a quarter note (D4), and a quarter note (C4). Measure 110 contains a quarter note (A4), a quarter note (G4), a quarter note (F#4), a quarter note (E4), a quarter note (D4), and a quarter note (C4). Measure 111 contains a quarter note (A4), a quarter note (G4), a quarter note (F#4), a quarter note (E4), a quarter note (D4), and a quarter note (C4).

TAB: 3 2 1 | (1) 0 3 1 | (1) 0 2 0 1

Musical notation for measures 112-114. Measure 112 contains a quarter note (A4), a quarter note (G4), a quarter note (F#4), a quarter note (E4), a quarter note (D4), and a quarter note (C4). Measure 113 contains a quarter note (A4), a quarter note (G4), a quarter note (F#4), a quarter note (E4), a quarter note (D4), and a quarter note (C4). Measure 114 contains a quarter note (A4), a quarter note (G4), a quarter note (F#4), a quarter note (E4), a quarter note (D4), and a quarter note (C4).

TAB: 0 3 1 3 4 2 4 | 5 4 | 5 2 5 | 3 2 5

Musical notation for measures 115-117. Measure 115 contains a quarter note (A4), a quarter note (G4), a quarter note (F#4), a quarter note (E4), a quarter note (D4), and a quarter note (C4). Measure 116 contains a quarter note (A4), a quarter note (G4), a quarter note (F#4), a quarter note (E4), a quarter note (D4), and a quarter note (C4). Measure 117 contains a quarter note (A4), a quarter note (G4), a quarter note (F#4), a quarter note (E4), a quarter note (D4), and a quarter note (C4).

TAB: 4 0 0 | 1 0 3 | 2 2 1

Musical notation for measures 118-120. Measure 118 contains a quarter note (A4), a quarter note (G4), a quarter note (F#4), a quarter note (E4), a quarter note (D4), and a quarter note (C4). Measure 119 contains a quarter note (A4), a quarter note (G4), a quarter note (F#4), a quarter note (E4), a quarter note (D4), and a quarter note (C4). Measure 120 contains a quarter note (A4), a quarter note (G4), a quarter note (F#4), a quarter note (E4), a quarter note (D4), and a quarter note (C4).

TAB: 3 0 2 | 3 0 1 | 5

Musical notation for measures 121-123. The top staff is a treble clef with a key signature of one sharp (F#). Measure 121 contains a sequence of eighth notes: F#4, G4, A4, B4, C5, D5, E5, F#5. Measure 122 contains a sequence of eighth notes: G4, A4, B4, C5, D5, E5, F#5, G5. Measure 123 contains a sequence of eighth notes: F#4, G4, A4, B4, C5, D5, E5, F#5. The bottom staff is a guitar tablature with six lines. Measure 121 has fret numbers (5), 3, 2, 5, 3, 5. Measure 122 has fret numbers 0, 5, 4, 5, 4, 2, 4, 3, 1. Measure 123 has fret numbers 3, 4, 2, 4, 3, 1, 3, 3, 2.

Musical notation for measures 124-126. The top staff is a treble clef with a key signature of one sharp (F#). Measure 124 contains a sequence of eighth notes: F#4, G4, A4, B4, C5, D5, E5, F#5. Measure 125 is a whole rest. Measure 126 is a whole rest. The bottom staff is a guitar tablature with six lines. Measure 124 has fret numbers 3, 3, 0, 0. Measure 125 has a fret number 3. Measure 126 is empty.

Inventie nr. 7 in E mineur, BWV 778

Uit: Klavierbüchlein für Wilhelm Friedemann Bach (1720)

Johann Sebastian Bach (1685-1750)

Standaard stemming

♩ = 46

Gitaar 1

1 *mf* 2 3

TAB 4-2 5-4-5-2 4-4 5-7 4-7-5-4 6 4-0 7-5-3-2 0-2 3-7-5 8-7-8-5 8-7-5 8-7-5

4 5 8-7-5-7 7 5-3-2 5-3 5-2 5-3 5-4-2-0 5-4-2-4-5 3-5 2

6 3-2 5-3 3 3-3-2-0 2-2-3 3 3-1-0 2-0-0-3

8 9 10

TAB (3) (3) 5-2-3-3 2 5-4-3-4-0 5-4-5 7-4-4 5-5

11 12 13 14

TAB 5-8-7-5-3-2-3-0 3 5-3-2-3-0 0-7-5 8-7-8-5 6 2 4 3 3 4 4 3 3 1 2 0 1 4 3 3 4

Musical notation for measures 15-16. The top staff shows a treble clef with a key signature of one sharp (F#) and a 2/4 time signature. The bottom staff shows guitar tablature with fret numbers (0-5) and string numbers (2, 4).

Musical notation for measures 17-18. The top staff shows a treble clef with a key signature of one sharp (F#) and a 2/4 time signature. The bottom staff shows guitar tablature with fret numbers (0-5) and string numbers (2, 4).

Musical notation for measures 19-20. The top staff shows a treble clef with a key signature of one sharp (F#) and a 2/4 time signature. The bottom staff shows guitar tablature with fret numbers (0-5) and string numbers (2, 4).

Musical notation for measures 21-22. The top staff shows a treble clef with a key signature of one sharp (F#) and a 2/4 time signature. The bottom staff shows guitar tablature with fret numbers (0-5) and string numbers (2, 4).

Gitaar 2

Musical notation for measures 23-25. The top staff shows a treble clef with a key signature of one sharp (F#) and a 2/4 time signature. The bottom staff shows guitar tablature with fret numbers (2, 4, 5) and string numbers (2, 4). Measure 24 includes a whole rest and a 7th fret natural sign.

Musical notation for measures 26-27. The top staff shows a treble clef with a key signature of one sharp (F#) and a 2/4 time signature. The bottom staff shows guitar tablature with fret numbers (0, 2, 3, 5) and string numbers (2, 4). Measure 27 includes a whole rest and a 7th fret natural sign.

Musical notation for measures 28-29. The top staff shows a treble clef with a key signature of one sharp (F#) and a 2/4 time signature. The bottom staff shows guitar tablature with fret numbers (2, 3, 4, 5) and string numbers (2, 4).

Musical notation for measures 30-31. Measure 30 includes a 7th fret barre. Measure 31 includes a sharp sign (#) on the first string.

TAB: 5 5 0 2 0 2 5 | 0 4 0 2 4 2 4 0 0 4 0 2 4 2 4 4

Musical notation for measures 32-33. Measure 32 includes a sharp sign (#) on the first string. Measure 33 includes a 7th fret barre.

TAB: 5 4 5 2 2 0 0 | 2 5 4 2 4 0 5 2 5 4 2 5 2 4

Musical notation for measures 34-35. Measure 34 includes a sharp sign (#) on the first string. Measure 35 includes a 7th fret barre and a sharp sign (#) on the first string.

TAB: 4 1 2 5 4 4 2 | 5 4 5 2 3 0 2 5 4 2 0 2 4

Musical notation for measures 36-37. Measure 36 includes a sharp sign (#) on the first string. Measure 37 includes a sharp sign (#) on the first string.

TAB: 5 4 5 2 4 0 1 0 2 1 4 1 2 | 2 4 2 5 4 2 4 0 5 2 5 4 2 5 2 4

Musical notation for measures 38-40. Measure 38 includes a sharp sign (#) on the first string. Measure 39 includes a sharp sign (#) on the first string. Measure 40 includes a sharp sign (#) on the first string.

TAB: 1 4 1 2 2 1 2 2 2 | (2) (2) 1 0 2

Musical notation for measures 41-42. Measure 41 includes a sharp sign (#) on the first string. Measure 42 includes a sharp sign (#) on the first string. Section B II is indicated above measure 41.

TAB: 0 4 0 0 0 2 0 4 2 4 2 4 2 0 4 | 2 1 2 0 1 0 4 2 1 2

Musical notation for measures 43-44. Measure 43 includes a sharp sign (#) on the first string. Measure 44 includes a sharp sign (#) on the first string.

TAB: 0 4 2 1 4 1 2 2 5 3 2 0 5 0 4 | 2 0 4 2 0 2 3 0 5 0 4 2 0 2 5

45

46

T
A
B

3 1 0 2 0 4 0 2 1 2 4 2 2

Inventie nr. 8 in F majeur, BWV 779

Uit: Klavierbüchlein für Wilhelm Friedemann Bach (1720)

Johann Sebastian Bach (1685-1750)

Standaard stemming

♩ = 120

Gitaar 1

1 *mf*

2

3

4

5

6

7

8

9 *mf*

10

11

12

13

14

15

16

17

GuitarJan.com (2024)

All Rights Reserved - International Copyright Secured

1/5

Musical notation for measures 18-20. Treble clef, key signature of two sharps (F# and C#). Measure 18: quarter notes G4, A4, B4, C5. Measure 19: quarter notes B4, A4, G4, F#4. Measure 20: quarter notes E4, D4, C4, B3. Tablature: 9 7 7 7 | 10 10 10 | 11 11 11 14 10

Musical notation for measures 21-22. Measure 21: eighth notes G4, A4, B4, C5, B4, A4, G4, F#4. Measure 22: eighth notes E4, D4, C4, B3, A3, G3, F#3, E3. Tablature: 7 10 7 10 10 10 10 | 10 9 10 9 9 9 7 9 9

Musical notation for measures 23-25. Measure 23: eighth notes G4, A4, B4, C5, B4, A4, G4, F#4. Measure 24: quarter notes E4, D4, C4, B3. Measure 25: quarter notes A3, G3, F#3, E3. Tablature: 9 7 9 7 4 7 6 7 7 | 5 7 7 0 5 | 4 5 0 3

Musical notation for measures 26-27. Measure 26: eighth notes G4, A4, B4, C5, B4, A4, G4, F#4. Measure 27: eighth notes E4, D4, C4, B3, A3, G3, F#3, E3. Tablature: 2 5 3 5 2 5 3 5 2 5 3 5 | 3 2 5 2 3 2 5 2 3 2 5 2

Musical notation for measures 28-30. Measure 28: eighth notes G4, A4, B4, C5, B4, A4, G4, F#4. Measure 29: quarter notes E4, D4, C4, B3. Measure 30: eighth notes G4, A4, B4, C5, B4, A4, G4, F#4. Tablature: 4 3 2 3 4 3 2 3 4 3 2 3 | 1 0 1 1 | 0 2 0 3 2 3 2 0 2 0 2 0

Musical notation for measures 31-33. Measure 31: eighth notes G4, A4, B4, C5, B4, A4, G4, F#4. Measure 32: quarter notes E4, D4, C4, B3. Measure 33: quarter notes A3, G3, F#3, E3. Tablature: 4 0 2 1 2 1 4 2 4 2 0 | 4 0 4 2 0 | 3 5 2 4

Gitaar 2

Musical notation for measures 34-37. Measure 34: quarter note G4, quarter rest, quarter rest. Measure 35: quarter rest. Measure 36: quarter note G4, quarter note F#4, quarter note E4. Measure 37: eighth notes G4, A4, B4, C5, B4, A4, G4, F#4. Tablature: 5 2 | 0 4 0 2 0 | 2 1 4 2 4 2 0 4 0 4 2

38 39

TAB 0 4 2 4 2 2 | 2 0 3 0 2 0 3 0 2 0 3 0

40 41

TAB 2 2 0 2 2 2 0 2 2 2 0 2 | 4 2 1 2 4 2 1 2 4 2 1 2

42 43

TAB 1 2 2 2 | 2 4 2 1 4 1 4 2 1 2 1 4

44 45

TAB 2 2 1 4 1 4 2 0 2 0 4 | 2 4 2 0 2 0 4 0 2 2

46 47

TAB 0 4 0 2 0 | 2 1 4 2 4 2 0 4 0 4 2

48 49

TAB 0 4 2 4 2 2 | 0 0 0 1 1 1

50 51

TAB 2 0 3 2 3 2 0 0 2 0 4 | 2 2 0 2 4 2

52 53

TAB

0 2 0 4 0 4 2 0 2 0 4 | 2 0 2 2 0 2 4

54 55

TAB

0 4 0 4 0 4 4 0 4 4 | 0 2 4 2 0 4

56 57

TAB

4 0 2 4 1 4 | 2 4 1 4 4 3

58 59

TAB

4 2 4 2 4 4 4 5 4 2 4 | 2 0 2 0 2 2 2 4 2 0 2

60 61

TAB

0 0 0 2 0 2 2 | 4 2 0 2 4 2 0 2 4 2 0 2

62 63

TAB

0 4 2 4 0 4 2 4 0 4 2 4 | 2 0 4 0 2 0 4 2 0 4 0

64 65

TAB

4 0 0 4 0 | 0 2 0 4 2 4 2 0 4 0 4 2

66 67 68

T
A
B

0 0 4 2 4 2 0 0 4 2 0 2 4 2 0 2 0 4 0 2 0 2 2 2 0

Inventie nr. 9 in F mineur, BWV 780

Uit: Klavierbüchlein für Wilhelm Friedemann Bach (1720)

Johann Sebastian Bach (1685-1750)

Standaard stemming

♩ = 46

Gitaar 1

mf

5 7 5 4 5 7 6 (6) 5 7 6 7 4 4 (4) 5 7 8 10 7 9 10 9

7 5 4 5 7 6 5 4 7 6 5 5 7 8 7 5 8 6 5 7 8 10 8 7 10 9 7

9 7 9 10 7 8 10 7 10 9 10 9 10 5 7 5 4 7 6 5 4 5 7 5 4 5 7 0

(0) 7 5 4 5 7 4 (4) 5 7 8 5 7 8 5 4 (4) 7 5 4 5 7 8

(8) 7 5 4 5 6 6 (6) 7 9 10 12 9 11 8 7 4 4 5

(5) 7 7 9 9 7 8 7 9 7 10 9 7 7 8 10 8 7 5 4 6

GuitarJan.com (2024)

All Rights Reserved - International Copyright Secured

1/4

19 20 21

TAB

22 23 24

TAB

25 26 27

TAB

28 29 30

TAB

31 32 33

TAB

Gitaar 2

34 35 36

TAB

37 38 39

TAB

40 41 42

TAB (3)-2-0-4-0-2-1 | (1)-2-0-1-3-0-1 | 5-3-2-3-5-3-2-5-3-2-5-4

43 44 45

TAB 3-0-0-0-1-0-2-0-4-2 | 1-0-2-0-4-2-1-4 | (0)-2-4-1-2-4-0-2-4-2-1-2-1

46 47 48

TAB (0)-0-2-4-0-4-2-0-4-2 | 1-0-4-2-0-4-2-1-3 | 2-4-1-2-4-0-2-4-2-1-2-1

49 50 51

TAB 2-4-1-2-4-0-2-4-0-2-4-0 | 2-0-1-2-0-4-0-2-2-0-4-2 | 0-2-0-4-0-2-1

52 53 54

TAB (1)-0-2-1-2-4-4 | (4)-2-4-0-2-4-1-3-2 | 1-0-2-0-4-2-0-3-2-3-0

55 56 57

TAB 0-3-2-4-2-5-3-2-4 | 5-3-2-2-3-5 | (3)-5-4-2-4-0-6

58 59 60

TAB (6)-5-3-5-6-5-3-6-5-3-5-4 | 2-2-5-3-2-5-3-2-5-3 | 5-3-2-0-3-1-0-3-3

61 62 63

T
A
B

64 65 66

T
A
B

67 68 69

T
A
B

Inventie nr. 10 in G majeur, BWV 781

Uit: Klavierbüchlein für Wilhelm Friedemann Bach (1720)

Johann Sebastian Bach (1685-1750)

Standaard stemming

♩ = 80

Gitaar 1

1 *mf* B III B II B III B I

4 5 4 3 4 3 4 5 3 2 3 5 2 3 5 2 3 3 3 1 3 4 1 3 4

0 1 2 4 2 1 3 1 3 0 0 0 3 1 0 1 2 4 0 4 2 1 0 2

4 5 3 5 4 5 4 2 0 2 3 2 3 2 5 2 5 4 5 2

4 5 4 2 4 5 2 4 5 4 5 4 2 4 5 0 2 3 2 3 2 4 2 3 5 7

5 3 2 5 2 3 3 2 3 3 2 2 0 2 0 2 3 2 2 2 2

B III

16 17 18

TAB

B III

19 20 21 22

TAB

23 24 25

TAB

B III

26 27 28

TAB

B IV

29 30 31

TAB

Gitaar 2

32 33 34

TAB

B III

35 36 37

TAB

38 39 40

TAB: 2 1 2 4 2 4 0 2 4 | 5 4 2 5 2 4 | 4 2 5 4 5 2

41 42 43

TAB: 2 4 5 2 2 2 2 | 3 0 2 4 2 0 | 5 2 4 5 4 2

B II

44 45 46

TAB: 2 5 4 2 5 4 | 5 2 4 5 2 4 2 | 5 4 2 4 5 2 4 3

47 48 49

TAB: 2 2 | 5 4 2 4 5 2 4 5 1 | 0 0

50 51 52

TAB: 3 0 2 2 3 5 | 2 3 5 0 2 3 | 5 3 2 2 2 3 5 2 3

B III

53 54 55

TAB: 5 4 2 3 2 4 5 2 4 | 5 4 3 3 3 4 0 2 0 | 2 0 0 0 0 0 2 4 0

B II

56 57 58

TAB: 3 | (3) | (3) 5 4 2 4 5 3 2 0

59 60 61

TAB 2 3 2 0 2 3 2 3 | 4 5 4 2 4 2 4 5 | 3 5 2 5 2 3 2 3 5

62 63 64

TAB 0 2 4 2 0 | 5 2 2 5 3 0 0 | 3 2 0 0

Inventie nr. 11 in G mineur, BWV 782

Uit: Klavierbüchlein für Wilhelm Friedemann Bach (1720)

Johann Sebastian Bach (1685-1750)

Standaard stemming

♩ = 54

Gitaar 1

1 *mf* B I

2

3 B V

4 B VII

5

6

7 B VI

8

9 B IV

10 B VII

11 B IV

12 B III B II

13 B III B I 14 B III

TAB (5) 2-4 2-3-5-6-3-5-3 6-4-2 3-1-0 3-1 3-2-0 6-5-3 5-3 6-5-3 6-5-3

15 16 B V

TAB 6-5-3-5-6-3-5-6-2-0 0 3 3 2-3-2-3-0 6

17 18 B IV B I

TAB (6) 7-5-6-8 6-5-5-8 6-5-7-5-4-2-1-0 3-2-4-1-2-0-1-2

19 20

TAB 0 2-1 4-2 3-1-0 2-0 4-2-0 1-0 2 0 3-1-0 3-1-4 3-1-4-2-1 4-2-1-4

21 B IV 22

TAB 2 0-1-3-5-7 4-5-7-4-5-7 5 (5) 3-1-0 3-1-0 3-1-0-1-0 2-0 3-2

Gitaar 2

23 B I 24 B IV

TAB 1 2 0-1 2 4-2-1-2 0 7-6-7-4 7-6-5

25 B II B I 26

TAB 4-5-2 5-4-3-2 2-1 2-2-4-1-2-4 1-2-4-2-0 4-2 3-1-0

27 B III

TAB: 2-0 3-2 0-1 0-2 3-1 0-3 1-4 3-1 0-2 0-1 3-0 1-3 3-5 3

29 B II 30 B I

TAB: 5-4 0-5 2-4 3-2 4-1 2-4 0-2 4-2 1-4 2-0 4-2 0-4 2

31 B II 32

TAB: 2-0 4-2 0-5 4-2 4-2 5-4 2-5 4-2 5-4 2-5 4-2 5-4 2-6 4-2 4-5 2-2 4-5 2

33 B IV 34

TAB: 4-4 2-4 5-0 2-4 5-4 5-7 9-7 7-2 4-0 2-0 1-2 3-0 7-0

35 B II 36

TAB: 5-3 2-3 5-2 3-5 3-2 0-4 3-2 5-3 2-3 0-2 3-4 0-0 4-0 0

37 B II 38

TAB: 1-0 3-0 1-2 3-2 5-2 3-4 5-0 2-4 5-2 3-5 2-5 4-2 0-5 3-2

39 B II 40 B I

TAB: 0-3 1-0 3-1 3-0 5-2 3-5 2-3 1-2 3-2 5-3 2-3 1-3 2-0 1-3 0-1 3-1

41 B V B VI B IV

43 44 B III B II

45 46

Inventie nr. 12 in A majeur, BWV 783

Uit: Klavierbüchlein für Wilhelm Friedemann Bach (1720)

Johann Sebastian Bach (1685-1750)

Standaard stemming

♩ = 54

Gitaar 1

The image displays a guitar score for the first system of 'Inventie nr. 12 in A majeur, BWV 783'. It consists of five systems of music, each with a treble clef staff and a guitar tablature staff. The key signature is A major (two sharps) and the time signature is 12/8. The first system starts with a dynamic marking of *mf*. The score includes various chord changes labeled as B VI, B V, B IV, B II, and B VII. The tablature uses numbers 0-9 to indicate fret positions and includes techniques like slurs and ties. The piece concludes with a final chord labeled B IV.

B II

11 12

TAB

B II

13 14

TAB

15 16

TAB

B I

17 18

TAB

B III

19 20

TAB

Gitaar 2

tr

21 22

TAB

Musical notation for measures 23-24. Measure 23 contains a quarter note G4, quarter note A4, quarter note B4, quarter note C5, quarter note B4, quarter note A4, quarter note G4, quarter rest, quarter rest. Measure 24 contains a quarter note G4, quarter note A4, quarter note B4, quarter note C5, quarter note B4, quarter note A4, quarter note G4, quarter note F#4. The guitar tab below shows fret numbers: 4 7 4 0 2 4 5 for measure 23, and 7 7 7 7 9 for measure 24.

Musical notation for measures 25-26. Measure 25 is marked B I and contains a sixteenth-note triplet: G4, A4, B4. Measure 26 is marked B II and contains a sixteenth-note triplet: G4, A4, B4. The guitar tab below shows fret numbers: (9) 2 1 2 4 1 2 1 2 2 0 2 1 1 0 0 1 2 1 0 3 0 for measure 25, and 2 3 0 3 2 0 2 0 2 0 2 1 4 2 2 4 2 for measure 26.

Musical notation for measures 27-28. Measure 27 is marked B I and contains a sixteenth-note triplet: G4, A4, B4. Measure 28 is marked B V and contains a sixteenth-note triplet: G4, A4, B4. The guitar tab below shows fret numbers: 0 2 3 2 0 2 1 2 0 2 1 4 2 2 4 0 for measure 27, and 7 6 5 9 7 6 4 4 7 6 for measure 28.

Musical notation for measures 29-30. Measure 29 is marked B II and contains a sixteenth-note triplet: G4, A4, B4. Measure 30 is marked B I and contains a sixteenth-note triplet: G4, A4, B4. The guitar tab below shows fret numbers: 4 2 2 5 3 2 0 4 2 1 4 3 1 2 0 for measure 29, and 2 4 2 1 4 2 0 2 4 2 0 4 2 0 4 0 2 0 4 2 0 2 4 2 for measure 30.

Musical notation for measures 31-32. Measure 31 is marked B I and contains a sixteenth-note triplet: G4, A4, B4. Measure 32 is marked B IV and contains a sixteenth-note triplet: G4, A4, B4. The guitar tab below shows fret numbers: 1 3 4 1 3 4 4 6 4 6 for measure 31, and 4 4 4 4 6 for measure 32.

Musical notation for measures 33-34. Measure 33 is marked B II and contains a sixteenth-note triplet: G4, A4, B4. Measure 34 is marked B I and contains a sixteenth-note triplet: G4, A4, B4. The guitar tab below shows fret numbers: (6) 4 3 4 1 2 4 2 4 2 1 4 2 1 2 1 2 1 2 0 for measure 33, and 3 4 3 2 2 3 4 3 2 5 3 0 0 2 for measure 34.

Musical notation for measures 35-36. Measure 35 is marked B II and contains a sixteenth-note triplet: G4, A4, B4. Measure 36 is marked B II and contains a sixteenth-note triplet: G4, A4, B4. The guitar tab below shows fret numbers: 1 2 1 0 0 1 2 1 0 3 2 3 0 3 2 0 2 0 2 0 2 1 for measure 35, and 4 0 1 4 2 2 4 5 4 2 5 4 5 5 4 2 for measure 36.

37 B I

TAB: 0 2 4 5 | 5 4 2 3 2 4 | 4 2 1 2 0 2 | 2 0 4 2 1

B II

39 40

TAB: 5 5 5 5 2 | (2) 5 4 5 2 4 5 4 5 4 2 5 4 2 4 2 0 4 2 0 2 0 4 2

41 B IV

42 B II

TAB: 5 4 5 2 4 0 5 5 5 | 4 5 4 2 5 4 2 4 2 5 4 2 4 5 2 0 5

Inventie nr. 13 in A mineur, BWV 784

Uit: Klavierbüchlein für Wilhelm Friedemann Bach (1720)

Johann Sebastian Bach (1685-1750)

Standaard stemming

♩ = 120

The image displays five systems of musical notation for guitar. Each system consists of a standard musical staff in treble clef with a 4/4 time signature, and a corresponding guitar tablature staff below it. The first system is marked with a dynamic of *mf*. The tablature uses numbers 0-3 to indicate fret positions on the strings. The music is a single melodic line in A minor, consisting of 20 measures. The first measure is marked with a '1' above the staff, and the fifth measure has a sharp sign above the staff. The piece concludes with a final cadence in the fifth system.

6

TAB

1 2 3 2 0 1 3 3 3 3 2 0 0 3

7

TAB

2 0 1 0 3 0 3 1 0 3 0 0 3

8

TAB

1 0 1 0 3 0 3 1 0 0 1 0 3 0

9

TAB

8 5 5 5 1 0 1 3 2 5 8

10

TAB

7 3 3 3 0 3 0 0 1 0 0 3 7

11

TAB

5 2 4 2 4 4 4 7 0 2 3 2 0 1 0

12

TAB

13

TAB

14

TAB

15

TAB

16

TAB

17

TAB

18

TAB

19

TAB
2 1 0 1 2 1 2 1 2 4 2 1 2 4 2 1 0 1 2
3 2 2 2 3 2 4 0 3 2 0 3 0 2 0 1 2

20

TAB
1 0 3 4 1 0 3 1 3 0 3 2 3 2 0
0 4 2 5 3 0 3 2 3 2 4 0

21

TAB
3 2 2 3 2 3 2 3 1 3 3 3 1 3 2 0
5 0 5 3 0 3 5 3 2 3 2 0

22

TAB
0 1 2 2 0 3 2 2 1 0 0 3
4 2 4 0 0 2 4 3 2 0 4 0

23

TAB
1 2 1 0 3 0 3 1 0 1 0 3 1 0 3 1
0 2 2 4 3 0 0 1

24

TAB
0 1 3 0 1 3 4 3 7 7 5 5 6 3 0 3
4 1 0 2 4 0 0

25

TAB
1 4 1 2 2 2 0 1 2 2 3 2 0
1 0 0 3 2 0

Inventie nr. 14 in Bb majeur, BWV 785

Uit: Klavierbüchlein für Wilhelm Friedemann Bach (1720)

Johann Sebastian Bach (1685-1750)

Standaard stemming

♩ = 44

Gitaar 1

3 0 2 0 3 5 7 10 5 3 5 3 2 3 5 3 2 2 5

4 0 2 4 2 0 3 4 3 3 4 3 1 4 1 3 0 0 2 0

4 2 4 5 4 2 2 2 2 3 2 0 2 0 2 0 2 5 0

2 7 5 3 5 7 5 5 3 2 3 5 3 3 2 0 2 3 2 5 3 2 3 5 2 5 7 6 5 5

2 3 2 5 4 3 0 4 2 0 2 0 2 6 5 9 8 7 9 7 8 6 5 8 6

B VII **B V** **B II** **B I**

TAB: 7 7 7 9 5 5 7 | 0 2 4 5 4 2 0 0 0 0 2 1 0 2 0 1 4 2 1 4

B II **B VII**

TAB: 0 2 4 5 4 2 | 5 3 2 3 0 2 0 3 10 8 7 10 8 7 8 10

B III

TAB: 8 7 5 3 5 7 5 3 2 5 2 3 2 5 2 3 5 5 1 0 2 0 1

B II

TAB: 4 3 0 2 0 3 3 4 2 5 2 4 2 2 3 5 3 2 2 2 0 4 0 2

B II

TAB: 0 0 2 3 2 0 0 5 4 2 4 5 4 3 0 2 0 3

B V **B II** **B III** **B II**

TAB: 5 7 10 10 7 5 3 2 3 5 3 3 3 3 4 5 2 4 2 5

18 **B I** **B II**

TAB

19

TAB

Gitaar 2
20 **B II** 21 **B V** 22 23

TAB

24 25

TAB

26 27

TAB

B IV 28 **B V** 29 **B II**

TAB

30 **B IV** *P*

TAB 0 0 7 4 5 4 7 4 5 4 7 5 4 | 0 0 2 1 4 1 2

32 *P* *P* 33 *P* *P*

TAB 2 0 2 3 2 0 5 4 5 2 4 2 5 | 4 5 2 4 2 5 3 5 4 5 2 4 2 5 3 2

34 *P* *P* *P* *P*

TAB 5 3 2 5 2 3 2 5 3 2 3 5 2 2 3 5 3 2 2 2 0 4 0 2

35 *P* *P* *P* *P*

TAB 5 4 2 3 2 4 0 5 4 2 4 5 4 2 0 2 0 2 3 4 2 5 2 4

36 *P* *P* *P* *P*

TAB 2 5 2 4 2 5 2 0 4 0 2 5 5 2 4 2 5 2 4 3 2

37 *P*

TAB 4 2 0 4 0 2 0 4 0 3 2 3 0 2 0 3 0 2 0 0

38

T
A
B

2 5 3 2 3 5 0 0 5 4 2 5 2 4 2 5 2 4 0 2

39

T
A
B

4 2 0 4 0 2 5 4 0 3 2 5 2 4 2 5 2 5 5

40

Inventie nr. 15 in B mineur, BWV 786

Uit: Klavierbüchlein für Wilhelm Friedemann Bach (1720)

Johann Sebastian Bach (1685-1750)

Standaard stemming

♩ = 60

Gitaar 1

The image displays the first eleven measures of the guitar part for 'Inventie nr. 15 in B mineur, BWV 786'. Each measure is presented with a standard musical staff and a corresponding guitar tablature staff. The key signature is B minor (two sharps: F# and C#), and the time signature is common time (C). The piece begins with a mezzo-forte (*mf*) dynamic. Measure 1 starts with a 7/4 rhythm. Measures 2, 3, 4, 5, 6, 7, 8, 9, 10, and 11 contain various rhythmic patterns, including eighth and sixteenth notes, and rests. The tablature uses numbers 0-4 to indicate fret positions on the strings. Dynamic markings like *mf* and *f* are present. Performance instructions such as 'B I', 'B II', 'B III', and 'B V' are placed above the notes in measures 3, 5, 8, 9, 10, and 11 respectively. The piece concludes with a final cadence in measure 11.

Musical notation for measures 12 and 13. Measure 12 includes a 7/8 time signature. The guitar tablature for measure 12 is: 3 4-2-4 0-2-0 2-4-5-4-0. The guitar tablature for measure 13 is: 2-4-2-0 4-2-5-4-5.

Musical notation for measures 14 and 15. Measure 14 includes a B I and B II label. The guitar tablature for measure 14 is: 2-0 2-1-2 2-4-2-2. The guitar tablature for measure 15 is: 2-0 0-0 4-2-4-1-2-1.

Musical notation for measures 16 and 17. Measure 16 includes a B II and B IV label. The guitar tablature for measure 16 is: 2-4 0-2-1-3 0-3 2-3-5-4-6-7-4. The guitar tablature for measure 17 is: 7-4-5 0-2-4-5-4 5-2-3 2-4-2-3-2.

Musical notation for measures 18 and 19. The guitar tablature for measure 18 is: 3-5-2 2-3-5 3-0-2-0 2-3-5-3-4. The guitar tablature for measure 19 is: 2-3-2 4-3-4 2-3-4-4-3-4-4.

Musical notation for measures 20 and 21. Measure 21 includes a B III label. The guitar tablature for measure 20 is: 0-4 0-4-4-2-2. The guitar tablature for measure 21 is: 2-5-4-5 4-2-5-4 3-3-4.

Gitaar 2

Musical notation for measures 22, 23, and 24. Measure 22 includes a fermata. Measure 24 includes a B I label. The guitar tablature for measure 22 is: 4. The guitar tablature for measure 23 is: 2-5-2-5. The guitar tablature for measure 24 is: 4-1-2-3.

Musical notation for measures 25 and 26. Measure 25 includes a B II label. The guitar tablature for measure 25 is: 4-3-4 4-0-4-4-4. The guitar tablature for measure 26 is: 4-2-6-2-2 5-4-5-2.

27 28 B I

Musical notation for measures 27 and 28. The key signature is one sharp (F#). Measure 27 contains a melodic line with eighth notes and a guitar tab below it with fret numbers: 4 2 4 4 2 4 0 2 4 0. Measure 28 continues the melodic line with eighth notes and a guitar tab with fret numbers: 2 4 2 4 0 2 0 2 4 5 4 2 1 4 2 1.

B II 29 30

Musical notation for measures 29 and 30. Measure 29 contains a melodic line with eighth notes and a guitar tab with fret numbers: 2 4 3 4 4 0 3 2 3 5 3 3. Measure 30 continues the melodic line with eighth notes and a guitar tab with fret numbers: 4 2 5 4 2 0 2 3.

31 32

Musical notation for measures 31 and 32. Measure 31 contains a melodic line with eighth notes and a guitar tab with fret numbers: 0 5 4 2 0 5 2 4. Measure 32 continues the melodic line with eighth notes and a guitar tab with fret numbers: 5 5 4 4 2 2 0 3.

33 34

Musical notation for measures 33 and 34. Measure 33 contains a melodic line with eighth notes and a guitar tab with fret numbers: (3) 2 5 2 4 5 4 0 5 4 2 0 3 2 3 0. Measure 34 continues the melodic line with eighth notes and a guitar tab with fret numbers: 0 5 4 5 0 2 0 0 0.

35 36

Musical notation for measures 35 and 36. Measure 35 contains a melodic line with eighth notes and a guitar tab with fret numbers: 0 3 2 3 3 2 0 2 4 5 4. Measure 36 continues the melodic line with eighth notes and a guitar tab with fret numbers: 0 2 0 4 2 0 0 2 0 2 4 5 4 0.

37 38

Musical notation for measures 37 and 38. Measure 37 contains a melodic line with eighth notes and a guitar tab with fret numbers: 2 4 2 0 4 2 0 4 0 0 3 2. Measure 38 continues the melodic line with eighth notes and a guitar tab with fret numbers: 0 2 0 4 2 2 0 4.

39 40

Musical notation for measures 39 and 40. Measure 39 contains a melodic line with eighth notes and a guitar tab with fret numbers: 2 4 5 2 0 2 0 2 3 5. Measure 40 continues the melodic line with eighth notes and a guitar tab with fret numbers: 0 4 3 4 4 0 4 4 4.

41 42 B I

T
A
B

B II 43 44

T
A
B

Prélude

Uit: Cello Suite No. 1, BWV 1007
Johann Sebastian Bach (1685-1750)

Standaard stemming

♩ = 70

1

TAB 0 2 2 2 0 2 2 2

2

TAB 0 3 2 3 0 3 0 3 2 3 0 3 0 2 3 2 3 2 3 2

4

TAB 0 3 2 0 2 3 2 3 3 2 0 2 3 2 2 0 2 0 2 3 2 3 0 3 2 3 4 2 1 4

6

TAB 1 3 0 3 3 3 1 3 3 3 3 3 2 0 5 4 5 0 3 0 2 0 3 0 2 0 2

8

TAB 2 4 4 4 2 4 0 4 4 0 7 4 7 6 4 2 3 2 0 5 4 2 0 3

Musical notation for measures 10-11. Treble clef, key signature of two sharps (F# and C#). Measure 10 starts with a piano (P) dynamic. Measure 11 includes a breath mark (H) and a piano (P) dynamic. The guitar tablature (TAB) below shows fret numbers for each string.

Musical notation for measures 11-12. Treble clef, key signature of two sharps. Measure 11 includes a piano (P) dynamic. Measure 12 includes a piano (P) dynamic. The guitar tablature (TAB) below shows fret numbers for each string.

Musical notation for measures 12-13. Treble clef, key signature of two sharps. Measure 12 includes a piano (P) dynamic. Measure 13 includes a piano (P) dynamic. The guitar tablature (TAB) below shows fret numbers for each string.

Musical notation for measures 14-15. Treble clef, key signature of two sharps. Measure 14 includes a piano (P) dynamic, a breath mark (H), and a piano (P) dynamic. Measure 15 includes a piano (P) dynamic. The guitar tablature (TAB) below shows fret numbers for each string, with a 'let ring' instruction in measure 14.

Musical notation for measures 16-17. Treble clef, key signature of two sharps. Measure 16 includes a piano (P) dynamic. Measure 17 includes a piano (P) dynamic. The guitar tablature (TAB) below shows fret numbers for each string.

Musical notation for measures 18 and 19. The treble clef staff shows a melodic line with slurs and accents. The guitar tablature below shows fingerings: 2 3 2 3 2 3 2 2 3 2 3 2 3 2 for measure 18, and 0 2 2 0 2 3 2 4 2 5 4 2 5 4 2 0 for measure 19. Dynamic markings 'P' are present above the notes.

Musical notation for measures 20 and 21. The treble clef staff shows a melodic line with slurs and accents. The guitar tablature below shows fingerings: 0 6 7 0 6 7 0 6 7 0 6 7 for measure 20, and 3 7 7 6 7 0 6 0 6 0 6 for measure 21. Dynamic markings 'H' are present above the notes.

Musical notation for measures 22 and 23. The treble clef staff shows a melodic line with slurs and accents. The guitar tablature below shows fingerings: 3 7 7 6 9 10 2 4 5 2 4 2 3 for measure 22, and 5 2 2 4 2 3 5 2 3 0 2 3 5 7 8 10 for measure 23. Dynamic markings 'P' are present above the notes. The instruction "let ring" is written above the first measure.

Musical notation for measures 24 and 25. The treble clef staff shows a melodic line with slurs and accents. The guitar tablature below shows fingerings: 11 10 9 10 10 8 7 8 8 5 6 4 2 2 4 0 for measure 24, and 2 2 2 0 2 3 0 2 3 2 0 4 0 2 4 for measure 25. Dynamic markings 'P' are present above the notes.

Musical notation for measures 26 and 27. The treble clef staff shows a melodic line with slurs and accents. The guitar tablature below shows fingerings: 0 0 4 2 3 0 2 3 4 1 0 1 1 0 4 5 for measure 26, and 0 0 4 2 3 0 2 3 4 1 0 1 1 0 4 5 for measure 27. Dynamic markings 'P' are present above the notes.

Musical notation for measures 27-28. Treble clef, key signature of two sharps (F# and C#). Measure 27 contains a half note chord on F# and a half note chord on C#. Measure 28 contains a half note chord on F# and a half note chord on C#. The guitar tablature below shows fret numbers for each string.

TAB: (0) 5 3 2 3 3 0 1 4 2 1 0 3 0 4 5 4

Musical notation for measures 29-30. Measure 29 contains a half note chord on F# and a half note chord on C#. Measure 30 contains a half note chord on F# and a half note chord on C#. The guitar tablature below shows fret numbers for each string.

TAB: 5 5 6 4 6 0 2 2 2 2 1 4 2 0 4 2 | 0 3 2 5 3 2 4 2 3 2 5 3 2 4 2

Musical notation for measures 31-32. Measure 31 contains a half note chord on F# and a half note chord on C#. Measure 32 contains a half note chord on F# and a half note chord on C#. The guitar tablature below shows fret numbers for each string.

TAB: 0 7 5 3 2 4 2 5 4 5 3 2 4 2 5 4 | 0 3 2 0 2 2 0 0 2 0 3 0 0 0 0 0

Musical notation for measures 33-34. Measure 33 contains a half note chord on F# and a half note chord on C#. Measure 34 contains a half note chord on F# and a half note chord on C#. The guitar tablature below shows fret numbers for each string.

TAB: 2 0 0 3 0 0 2 0 0 3 0 0 0 | 2 0 0 0 0 0 0 0 0 0 0 0 0 0 0

Musical notation for measures 35-36. Measure 35 contains a half note chord on F# and a half note chord on C#. Measure 36 contains a half note chord on F# and a half note chord on C#. The guitar tablature below shows fret numbers for each string.

TAB: (0) 0 0 0 0 0 0 0 0 | (0) 0 0 0 0 0 0 0 0

Musical notation for measures 37-38. Measure 37 contains a half note chord on F# and a half note chord on C#. Measure 38 contains a half note chord on F# and a half note chord on C#. The guitar tablature below shows fret numbers for each string.

TAB: (0) 0 7 0 0 0 0 0 0 | 9 7 9 6 7 6 7 4

37

let ring

let ring - - - - -

T 6 7 0 5 7 6 7 7 8 7 5 6

A 7 0 7 0 7 0 7 0 7 0 7 0

B 7 0 7 0 7 0 7 0 7 0 7 0

38

let ring - - - - -

T 7 8 9 10 11 7 8 9

A 7 0 7 0 7 0 7 0 7 0 7 0

B 7 0 7 0 7 0 7 0 7 0 7 0

39

let ring - - - - -

T 10 7 7 10 7 10 7 7 10 7 10 7 10 10 10 10 10 10

A 0 7 0 7 0 7 0 7 0 7 0 7 0 7 9 9 9 9 9 9 9 9

B 0 7 0 7 0 7 0 7 0 7 0 7 0 7 0 7 0 7 0 7 0 7 0 7

41

let ring - - - - -

T 9 8 8 9 8 9 8 9 8 8 9 8 8

A 0 7 0 7 0 7 0 7 0 7 0 7 0

B 0 7 0 7 0 7 0 7 0 7 0 7 0

D

7 10 7 7 0 0 2

Allemande

Uit: Cello Suite No. 1, BWV 1007

Johann Sebastian Bach (1685- 1750)

Standaard stemming

♩ = 70

The image displays a guitar score for the Allemande from the Cello Suite No. 1, BWV 1007 by Johann Sebastian Bach. The score is presented in a system of six staves, each containing a musical staff and a guitar tablature (TAB) staff. The music is in G major (one sharp) and 16/16 time. The first system begins with a treble clef, a key signature of one sharp (F#), and a 16/16 time signature. The tempo is marked as quarter note = 70. The first system includes a first ending bracket and a dynamic marking of *mf*. The TAB system uses numbers 0-5 to indicate fret positions. The score is divided into six systems, each starting with a measure number (1, 3, 4, 5, 6) in the left margin. The final system ends with a double bar line and repeat dots.

7

TAB: 3 4 4 4 4 0 0 2 2 4 0 3 2 0

8

TAB: 3 2 4 2 3 4 3 2 3 4 2 3 4 2 3

9

TAB: 2 2 4 2 2 3 4 2 2 2 3 0 2 3 0

10

TAB: 2 2 0 2 2 3 0 2 3 0 3 0 2 4 5 2

11

TAB: 4 4 2 4 4 0 2 5 4 0 5 7 4 5 7 7

12

TAB: 6 5 0 3 2 0 2 0 3 0 2 2 0 0 4

13

T
A
B

14

T
A
B

15

T
A
B

16

T
A
B

17

T
A
B

18

T
A
B

19

T
A
B

20

TAB
4 2 3 2 3 0 2 3 5 2 0 3 1 0 1 5

21

TAB
0 2 0 3 2 4 0 2 3 2 3 5 2 3 0

22

TAB
4 2 4 2 5 4 5 4 2 4 5 3 2 0

23

TAB
5 4 0 2 0 1 2 1 0 2 5 3 2

24

TAB
3 0 2 0 3 1 0 1 1 0 1 3 5 0

25

TAB
4 0 2 0 1 2 0 4 0 0 2 2 0

26

TAB
0 2 3 2 3 3 2 3 5 4 2 0 4 2

27

TAB
0 2 2 3 2 0 3 0 2 3 5 7 5 7 8 5

28

TAB
7 0 5 3 2 0 2 3 7 5 3

29

TAB
5 4 3 2 0 3 2 0 3 2 5 3 2

30

TAB
3 2 0 2 3 2 0 2 3 2 0 4 2

31

TAB
0 2 2 0 3 0 2 2 2 0 3 0 4

32

TAB
5 0 2 0 2 1 3 2 3 3 0 2 0 0 0 3

33

TAB
2 0 3 7 5 0 4 3 2 0 0 2 3 2

34

T
A
B

3 0 4 2 3 2 5 9 10 10 7 7 0

Courante

Uit: Cello Suite No. 1, BWV 1007

Johann Sebastian Bach (1685-1750)

Standaard stemming

♩ = 72

The image displays a musical score for the piece 'Courante' by Johann Sebastian Bach, originally from the Cello Suite No. 1, BWV 1007. The score is presented in a format suitable for guitar, featuring a standard staff with a treble clef and a guitar tablature (TAB) staff below it. The music is in 3/4 time and begins with a dynamic marking of *mf* (mezzo-forte). The score is divided into measures, with measure numbers 1 through 13 indicated. The guitar tablature uses numbers 0-5 to represent frets and includes slurs and accents to indicate phrasing and articulation. The standard staff includes a key signature of one sharp (F#) and a dynamic marking of *mf*. The score is presented in a clean, black-and-white format.

GuitarJan.com (2024)

All Rights Reserved - International Copyright Secured

1/4

Musical notation for measures 14 and 15. The top staff shows a treble clef with a key signature of one sharp (F#). Measure 14 contains a melodic line with eighth notes and a bass line with a single note. Measure 15 continues the melodic line. The bottom staff shows guitar tablature with fret numbers and a '3' indicating a triplet.

Musical notation for measures 16 and 17. Measure 16 features a melodic line with eighth notes and a bass line with a single note. Measure 17 continues the melodic line. The bottom staff shows guitar tablature with fret numbers and a '3' indicating a triplet.

Musical notation for measures 18, 19, 20, and 21. Measure 18 has a melodic line with eighth notes and a bass line with a single note. Measure 19 features a melodic line with a half note and a bass line with a single note. Measure 20 is a whole note chord. Measure 21 is a whole note chord. The bottom staff shows guitar tablature with fret numbers and a '3' indicating a triplet.

Musical notation for measures 22 and 23. Measure 22 has a melodic line with eighth notes and a bass line with a single note. Measure 23 continues the melodic line. The bottom staff shows guitar tablature with fret numbers and a '3' indicating a triplet.

Musical notation for measures 24, 25, and 26. Measure 24 has a melodic line with eighth notes and a bass line with a single note. Measure 25 continues the melodic line. Measure 26 features a melodic line with eighth notes and a bass line with a single note. The bottom staff shows guitar tablature with fret numbers and a '3' indicating a triplet.

Musical notation for measures 27 and 28. Measure 27 has a melodic line with eighth notes and a bass line with a single note. Measure 28 continues the melodic line. The bottom staff shows guitar tablature with fret numbers and a '3' indicating a triplet.

29 30

TAB 4 0 0 1 0 3 1 0 2 0 1 2 0 3 3 1 0 2 2 1

31 32

TAB 2 0 2 0 1 3 0 1 3 3 2 2 3 1 3 2 0

33 34

TAB 2 3 1 3 0 2 4 1 2 4 5 3 5 3 5 4 5 4 5 3 5

35 36

TAB 3 4 3 4 3 4 3 4 3 4 3 4 2 0 2 3 3 2 0 2 3 3 1 0

37 38 39

TAB 3 0 1 1 0 3 0 0 2 0 3 1 0 3 1 0 1 0 2 0 3 0 0 3 3 3 3 3 3

40 41

TAB 3 0 3 2 0 0 1 1 0 3 1 0 2 0 1 0 3 0 3

Musical notation for measures 42-44. The top staff is a treble clef with a 4/4 time signature. Measure 42 contains a quarter note G4, followed by eighth notes A4, B4, C5, B4, A4, G4, and a quarter rest. Measure 43 contains a quarter note G4, followed by eighth notes A4, B4, C5, B4, A4, G4, and a quarter rest. Measure 44 contains a quarter note G4, followed by eighth notes A4, B4, C5, B4, A4, G4, and a quarter rest. The bottom staff is a guitar tablature with two lines labeled 'T' and 'B'. Measure 42: T (3 1 3 3 1 3 3 1 0), B (2 2). Measure 43: T (1 0 1 3 1 0 1 3 1 0 3), B (0). Measure 44: T (0 3 0 1 0 3 1 0), B (3 3 3).

Musical notation for measures 45-47. The top staff is a treble clef with a 4/4 time signature. Measure 45 contains a quarter note G4, followed by a half note G4. Measure 46 contains a quarter note G4, followed by a half note G4. Measure 47 contains a quarter note G4, followed by a half note G4. The bottom staff is a guitar tablature with two lines labeled 'T' and 'B'. Measure 45: T (1), B (3). Measure 46: T (1), B (3). Measure 47: T (1), B (3).

Sarabande

Uit. Cello Suite No. 1, BWV 1007

Johann Sebastian Bach (1685-1750)

Standaard stemming

♩ = 40

mf

1 2 3 4 5 6 7 8 9 10

Musical notation for measures 11 and 12. The system includes a treble clef staff with a key signature of one sharp (F#) and a guitar tablature staff below it. Measure 11 contains a sequence of eighth notes on the treble staff and corresponding fret numbers in the TAB. Measure 12 continues the sequence with a final chord.

Musical notation for measure 13. The system includes a treble clef staff and a guitar tablature staff. Measure 13 features a sequence of notes and rests, with the TAB indicating fret positions for each.

Musical notation for measure 14. The system includes a treble clef staff and a guitar tablature staff. Measure 14 shows a sequence of notes and rests, with the TAB indicating fret positions.

Musical notation for measures 15 and 16. The system includes a treble clef staff with a key signature of one sharp (F#) and a guitar tablature staff. Measure 15 contains a sequence of eighth notes, and measure 16 continues with a sequence of notes and rests, including a 7/8 time signature change.

Musical notation for measures 17 and 18. The system includes a treble clef staff and a guitar tablature staff. Measure 17 shows a sequence of notes and rests, and measure 18 concludes with a final chord and a repeat sign.

Menuet No. 1

Uit: Cello Suite No. 1, BWV 1007

Johann Sebastian Bach (1685-1750)

Standaard stemming

♩ = 120

mf

3232

B II

B II

Musical score for guitar, measures 17-24. The score is written in a key signature of one sharp (F#) and includes a guitar tablature staff. Measures 17-20 are grouped by a bracket labeled "B I". Measure 21 is also bracketed with "B I". The score ends with a double bar line and repeat dots.

Measure 17: Treble clef, F# key signature. Notes: G4 (4), A4 (2), B4 (1), C5 (2), D5 (3), E5 (4), F#5 (4). Tab: 4-2-3-2-4-5.

Measure 18: Treble clef, F# key signature. Notes: G4 (4), A4 (1), B4 (2), C5 (4), D5 (2), E5 (3), F#5 (3). Tab: 5-2-4-5-4.

Measure 19: Treble clef, F# key signature. Notes: G4 (2), A4 (1), B4 (2), C5 (3), D5 (4), E5 (3), F#5 (2). Tab: 1-0-0-0-2-3.

Measure 20: Treble clef, F# key signature. Notes: G4 (4), A4 (3), B4 (4), C5 (3), D5 (4), E5 (3), F#5 (2). Tab: 3-0-2-2-0-2.

Measure 21: Treble clef, F# key signature. Notes: G4 (3), A4 (2), B4 (1), C5 (4), D5 (1), E5 (4), F#5 (3). Tab: 2-2-0-3-2-5.

Measure 22: Treble clef, F# key signature. Notes: G4 (1), A4 (3), B4 (4), C5 (1), D5 (3), E5 (4), F#5 (7). Tab: 0-3-7-5-8-7.

Measure 23: Treble clef, F# key signature. Notes: G4 (2), A4 (2), B4 (3), C5 (1), D5 (3), E5 (4), F#5 (2). Tab: 5-6-3-2.

Measure 24: Treble clef, F# key signature. Notes: G4 (2), A4 (3), B4 (4), C5 (3), D5 (4), E5 (3), F#5 (2). Tab: 3-5-6-4-0-0.

Menuet No. 2

Uit: Cello Suite No. 1, BWV 1007

Johann Sebastian Bach (1685-1750)

Standaard stemming

♩ = 120

The image displays a musical score for the second menuet from the Cello Suite No. 1 by Johann Sebastian Bach. The score is presented in a standard format with a treble clef staff and a guitar tablature staff. The key signature is one sharp (F#), and the time signature is 3/4. The tempo is marked as quarter note = 120. The score is divided into four systems, each containing a measure number (1-16) and includes dynamic markings like 'mf' and various fingering instructions. The tablature staff shows fret numbers and fingerings for each note. The score is labeled with 'B I', 'B II', 'B V', 'B VI', 'B III', and 'B I' above the staff, indicating different positions or techniques. The first system starts with a measure number of 1 and ends with 4. The second system starts with 5 and ends with 8. The third system starts with 9 and ends with 12. The fourth system starts with 13 and ends with 16. The score is written in a clear, legible font, and the tablature is easy to read.

Musical score for guitar, measures 17-24. The score is written in treble clef with a key signature of one sharp (F#). It includes guitar tablature (TAB) and fret numbers.

Measures 17-20:

- Measure 17: Treble clef, notes G4, A4, B4, C5. TAB: 4 2 1 4 3 5.
- Measure 18: Treble clef, notes D5, E5, F#5, G5. TAB: 3 3 3 5 6. Includes a slur over measures 17-18 labeled "B III".
- Measure 19: Treble clef, notes G4, A4, B4, C5. TAB: 2 0 3 3 1 3.
- Measure 20: Treble clef, notes D5, E5, F#5, G5. TAB: 2 1 1 3 5. Includes a slur over measures 19-20 labeled "B I".

Measures 21-24:

- Measure 21: Treble clef, notes G4, A4, B4, C5. TAB: 4 2 0 3 2 0.
- Measure 22: Treble clef, notes D5, E5, F#5, G5. TAB: 3 2 3 0 1 3.
- Measure 23: Treble clef, notes G4, A4, B4, C5. TAB: 0 0 3 2 3.
- Measure 24: Treble clef, notes D5, E5, F#5, G5. TAB: 1 3 0 0.

Gigue

Uit: Cello Suite No. 1, BWV 1007

Johann Sebastian Bach (1685-1750)

Standaard stemming

♩ = 100

1. 2.

GuitarJan.com (2024)

All Rights Reserved - International Copyright Secured

1/2

Musical notation for measures 21-24. The system includes a treble clef staff with a key signature of two sharps (F# and C#) and a guitar tablature staff below it. Measure numbers 21, 22, 23, and 24 are indicated above the staff.

Tablature for measures 21-24:

| | | | |
|-----------|-------|-----------------|----------------|
| 3 2 0 0 3 | 0 3 | 5 2 3 9 10 12 2 | 3 0 1 7 8 10 0 |
| 2 0 2 | 4 0 2 | 4 | 1 2 0 |

Musical notation for measures 25-28. The system includes a treble clef staff with a key signature of two sharps (F# and C#) and a guitar tablature staff below it. Measure numbers 25, 26, 27, and 28 are indicated above the staff.

Tablature for measures 25-28:

| | | | |
|-------------|-------------|-----------|-------------|
| 1 0 0 2 3 0 | 2 3 5 2 2 0 | 1 0 3 6 5 | (5) 3 6 5 3 |
| 4 2 1 2 | 0 2 | 0 0 3 | 2 0 3 4 |

Musical notation for measures 29-32. The system includes a treble clef staff with a key signature of two sharps (F# and C#) and a guitar tablature staff below it. Measure numbers 29, 30, 31, and 32 are indicated above the staff.

Tablature for measures 29-32:

| | | | |
|-----------|-------------|-----------|---------------|
| 6 5 3 3 2 | 3 | 3 0 1 3 0 | 0 2 3 0 1 2 2 |
| 0 3 0 | 4 5 2 0 4 2 | 2 4 5 3 | 4 0 |

Musical notation for measures 33-36. The system includes a treble clef staff with a key signature of two sharps (F# and C#) and a guitar tablature staff below it. Measure numbers 33, 34, 35, and 36 are indicated above the staff. A first ending bracket labeled "1." spans measures 34-36.

Tablature for measures 33-36:

| | | | |
|-------------|---------------|---------------|-----------|
| 2 3 0 2 0 3 | 4 2 5 3 7 (7) | 4 6 7 5 7 7 6 | 7 7 4 0 2 |
| 0 2 3 | 0 3 | 0 3 | 0 |

Musical notation for measures 37-40. The system includes a treble clef staff with a key signature of two sharps (F# and C#) and a guitar tablature staff below it. Measure numbers 37, 38, 39, and 40 are indicated above the staff. A second ending bracket labeled "2." spans measures 37-40.

Tablature for measures 37-40:

| | | | |
|---------|--|--|--|
| 7 7 4 0 | | | |
| | | | |

Prélude

Uit: Cello Suite No. 2, BWV 1008

Johann Sebastian Bach (1685- 1750)

Standaard stemming

♩ = 60

Am

Ddim7/A


mf

Bdim/E


Am

Fmaj7

Em7



7




8


TAB

2 0 0 3 3 3 0 2 1 0 3 1 0 2 1 0 3 1 0 3 0 1 0 1 0 1

Dm7



9




10

Em7

TAB

0 3 2 1 1 1 0 3 1 0 3 2 0 0 3 3 0 0 3 1 0 2 3

11




12

TAB

2 2 3 2 3 1 0 3 1 3 5 4 4 5 4 3 2 0 0 3 0 3

13




14

TAB

3 2 0 3 2 0 3 2 0 4 2 3 5 0 5 3 2 2 3 2 5

15



16

TAB

3 (0) 2 0 3 2 0 3 2 1 (0) 4 0 2 2 5 4 4 5 4 2

17 18

TAB

0 4 2 0 1 0 1 4 0 1 2 0 | 2 4 2 5 3 2 5 4 5

0 2

19 20

TAB

4 5 3 7 3 7 5 4 5 | 5 5 5 8 7 5 8 7 5

3 0

21 22

TAB

0 5 3 2 0 3 2 0 2 0 4 | 0 0 3 1 1 3 1 0 2 1 0 2

2

23 24

TAB

1 2 0 1 2 1 0 2 1 2 0 4 | 2 4 0 0 2 3 0 0 0 2 0

0

25 25

TAB

4 2 0 2 3 2 3 2 0 3 0 0


0

26 27

TAB


3 2 3 2 0 3 5 3 3 1 3 | 2 0 2 1 3 0 6 6 5 3

5 1

28  29


TAB 1 0 1 0 1 3 5 0 5 3 1 | 5 3 5 3 5 7 8 8 7 5

0 2 | 3 5 7

30  31


TAB 4 3 1 0 0 1 3 4 1 0 3 | 5 3 0 4 5 5 3 5 5 4 2

0 2 | 2 0 0

32  33


TAB 4 2 4 5 2 5 4 2 4 5 4 2 | 1 4 1 0 0 0 1 0 3 1 0

0 2 0 | 0 2

34  35


TAB 1 0 1 0 5 5 5 5 8 6 5 | 7 10 7 9 7 9 7 7 10 9

0 7 | 7 7 7 7 7 7 7 7 7 7

36  37

TAB 5 5 7 8 5 5 5 8 6 5 | 3 0 1 2 3 1 3 0 1 3 6 3

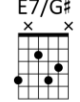
0 7 | 0 3 3 1 3 3 3

38  39


TAB 1 3 0 1 2 0 1 3 0 5 | 0 1 3 3 2 4 1 2 0 3 3

2 5 5 | 3 3 2 4 1 2 0 3 3

E7/G#




40




41

TAB: 4 2 3 4 2 1 0 3 1 0 2 0 1 2 0 5 5 7

D#dim7




42



43

TAB: 6 5 5 7 5 6 8 7 5 9 7 9 7 9 10 9 7 8 9 9


44



45

TAB: 10 7 9 9 7 8 10 8 10 7 8 10 9 10 9 10 7 8 7 8 10

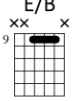
46



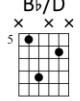
47

TAB: 7 9 7 9 9 7 9 10 10 7 9 10 7 9 7 10 8 7 9 10 9 10 7

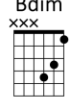
E/B




Bb/D



Bdim



48



49

50

TAB: 9 10 9 9 9 6 7 6 7 7 7 7 6 1 4 3 0 1 3 4 3 2 7 7

51 52

TAB 5 6 7 5 5 4 7 5 7 6 4 | 2 3 2 0 4 2 0 3 2 0 3 2

B 0

53 54

TAB 3 5 4 5 6 5 5 6 5 3 0 | 3 4 5 4 2 1 4 2 0 3 2

B 4

55 56

TAB 0 2 2 0 1 0 2 0 3 2 0 3 | 2 2 1 0 3 1 0 2 1 4 2 0

B

57 58

TAB 3 2 2 1 0 2 1 0 5 1 3 0 | 0 2 3 0 1 3 2 3 6 3 5 3

B

59 60

TAB 7 9 7 7 9 7 7 9 7 | 7 10 10 7 10 10 7 10 10

B

61 62


TAB 7 9 9 7 9 9 7 9 9 | 7 9 9 7 9 9 7 9 9

B

Am/E



5



63

64

T
A
B

5
5
5
5
7

5

Detailed description: This block contains a guitar chord diagram and musical notation for the Am/E chord. The chord diagram shows a guitar fretboard with the 5th fret highlighted. The notes are: 5th fret, 2nd string (A); 5th fret, 4th string (E); 5th fret, 5th string (A); and 7th fret, 6th string (E). The 1st and 3rd strings are marked with an 'x', indicating they are muted. Below the diagram is a musical staff in treble clef with a treble clef sign and a '63' measure marker. The staff shows a whole note chord with a 'p' (piano) dynamic marking. Below the staff is a TAB line with a '5' measure marker and the fret numbers 5, 5, 5, 5, 7. A second measure marker '64' is present on both the staff and TAB lines.

Allemande

Uit: Cello Suite No. 2, BWV 1008

Johann Sebastian Bach (1685-1750)

Standaard stemming

♩ = 60

The image displays a musical score for the Allemande in C major, BWV 1008, by Johann Sebastian Bach. The score is presented in two systems, each containing a standard musical notation staff and a guitar TAB staff. The key signature is one sharp (F#), and the time signature is 16/8. The piece begins with a forte (f) dynamic. The first system covers measures 1 through 4, with a repeat sign at the start of measure 2. The second system covers measures 3 through 6, including a guitar chord diagram for Am (x0x0) and a circled '2' indicating a second ending. The third system covers measures 5 through 6, with a circled '3' at the beginning of measure 5. The fourth system covers measures 7 through 8, with a circled '4' at the beginning of measure 7. The score includes various musical notations such as slurs, accents, and dynamic markings. The guitar TAB staff provides fret numbers for each string, with 'T' and 'B' labels for the top and bottom strings respectively.

♩ = 60

B II

B II *rall* -----

piu lento

♩ = 40

TAB

a tempo

♩ = 60

B II

TAB

1. | 2.

B II

B II

TAB

15

16

③

TAB

17

18

TAB

19 B III B III ②

TAB

| | | | | | | | | | | | | | | | |
|---|---|---|---|---|---|---|---|---|---|---|---|----|---|---|---|
| 1 | 5 | 3 | 6 | 3 | 2 | 3 | 0 | 3 | 5 | 3 | 9 | 10 | 0 | 5 | |
| 0 | 3 | 0 | 3 | 0 | 3 | 0 | 2 | 3 | 0 | 3 | 8 | 10 | 0 | 6 | 3 |
| 1 | 3 | 3 | 0 | 0 | 4 | 0 | 3 | 0 | 0 | 0 | 0 | 0 | 0 | 4 | 5 |

21 22

TAB

| | | | | | | | | | | | | | | | | | | | | | |
|---|---|---|---|---|---|---|---|---|---|---|---|---|---|---|---|---|---|---|---|---|---|
| 0 | 1 | 3 | 0 | 0 | 1 | 3 | 0 | 1 | 1 | 0 | 3 | 1 | 0 | 0 | 1 | 0 | 5 | 0 | 1 | 3 | |
| 3 | 3 | 0 | 3 | 2 | 0 | 3 | 2 | 0 | 0 | 0 | 2 | 2 | 3 | 2 | 1 | 0 | 3 | 0 | 3 | 0 | |
| 3 | 3 | 3 | 0 | 0 | 3 | 2 | 0 | 3 | 2 | 0 | 0 | 0 | 2 | 3 | 2 | 1 | 0 | 5 | 0 | 1 | 3 |

23 B I B V B IV 24

TAB

| | | | | | | | | | | | | | | | | | | | | | | | |
|---|---|---|---|---|---|---|---|---|---|---|---|---|---|---|---|---|---|---|---|---|---|---|---|
| 3 | 4 | 5 | 7 | 0 | 0 | 1 | 2 | 3 | 2 | 8 | 7 | 5 | 7 | 0 | 1 | 3 | 1 | 1 | 2 | 1 | 2 | 1 | 2 |
| 4 | 7 | 7 | 0 | 1 | 2 | 3 | 2 | 0 | 4 | 6 | 7 | 0 | 1 | 3 | 1 | 1 | 2 | 1 | 2 | 1 | 2 | 1 | 2 |
| 0 | 7 | 7 | 0 | 1 | 2 | 3 | 2 | 0 | 4 | 5 | 0 | 0 | 0 | 3 | 1 | 1 | 2 | 1 | 2 | 1 | 2 | 1 | 2 |

1. ② B V 2. ② B V

25 26

TAB

| | | | | | | | | | | | | | | | | | | | | | | | | | | | | | | | |
|---|---|---|---|---|---|---|---|---|---|---|---|---|---|---|---|---|---|---|---|---|---|---|---|---|---|---|---|---|---|---|---|
| 5 | 3 | 0 | 6 | 3 | 4 | 5 | 0 | 1 | 5 | 5 | 3 | 0 | 6 | 3 | 4 | 5 | 0 | 1 | 5 | 5 | 3 | 0 | 6 | 3 | 4 | 5 | 0 | 1 | 5 | 5 | |
| 2 | 2 | 0 | 4 | 2 | 3 | 5 | 2 | 2 | 5 | 0 | 2 | 2 | 0 | 4 | 2 | 3 | 5 | 2 | 2 | 5 | 0 | 2 | 2 | 0 | 4 | 2 | 3 | 5 | 2 | 2 | 5 |
| 0 | 2 | 0 | 2 | 0 | 0 | 2 | 0 | 0 | 0 | 0 | 0 | 0 | 0 | 2 | 0 | 2 | 0 | 0 | 0 | 0 | 0 | 0 | 0 | 0 | 2 | 0 | 2 | 0 | 0 | 0 | |

Courante

Uit: Cello Suite No. 2, BWV 1008
Johann Sebastian Bach (1685-1750)

Standaard stemming

♩ = 80

The image displays a guitar score for the Courante from Cello Suite No. 2 by J.S. Bach. It consists of four systems of music. Each system includes a treble clef staff with a 16-measure first system, a 3/4 time signature, and guitar tablature below. The score includes dynamics like 'f' and a circled '2' above a measure. The tablature uses numbers 0-4 for frets and 'x' for natural harmonics.

10 B VII

11

TAB

12 B VII

13

TAB

14

15

TAB

16 B VII

17

18

TAB

19 B VII

20

TAB

21 22

TAB

2 1 2 1 2 1 3 2 1 5 5 | 0 3 0 2 0 1 3 0 5 3 3

0 0 0 0 0 0 0 0 0 3

23 24

TAB

0 1 0 3 1 3 2 3 3 5 3 | 2 0 1 3 0 1 3 5

3 3 3 1 3 3

25 26

TAB

0 1 0 1 0 | 1 1 0 3 1 0 1 3 0 1 2

3 2 0 2 0 3 0 3

27 28

TAB

1 0 0 0 0 0 0 | 1 2 1 0 5 0 5 7 8 0 1 2

0 4 2 4 1 2 0 0 0

29 30

TAB

3 0 10 8 7 5 | 4 5 7 4 5 4 6 4 5 4 4

0 2 3 10 9 7 5 0 0 0 0 7

31 B V B VII

5 7 8 7 10 9 10 10 10 10 7 8 7 10 9 10 10 10

T 5 10 10 10 10 7 8 7 10 9 10 10 10

B 0 7 0 7 8 8 7

33 B V B IV B V B II B V B VII B V

1. 2.

5 7 8 7 5 4 5 5 4 5 0 0 5 7 5 0 0 5 1 5 2 5 7 5 0 0 5 1 5 2 5 7

T 5 5 5 5 4 5 0 0 5 7 5 0 0 5 1 5 2 5 7 5 0 0 5 1 5 2 5 7

B 6 4 7 0

Sarabande

Uit. Cello Suite No. 1, BWV 1007

Johann Sebastian Bach (1685-1750)

Standaard stemming

♩ = 40

mf

1 2

3 4 5 6 7 8 9 10

GuitarJan.com (2024)

All Rights Reserved - International Copyright Secured

1/2

Musical notation for measures 11 and 12. The system includes a treble clef staff with a key signature of one sharp (F#) and a guitar tablature staff below it. Measure 11 contains a sequence of eighth notes: G4, A4, B4, C5, D5, E5, F#5, G5. Measure 12 contains a sequence of eighth notes: G5, F#5, E5, D5, C5, B4, A4, G4. The tablature for measure 11 is: 0 0 1 2 3 1 2 0 1 3 0. The tablature for measure 12 is: 0 3 0 1 0 3 1 0 2 3 0.

Musical notation for measure 13. The system includes a treble clef staff and a guitar tablature staff. Measure 13 contains a sequence of eighth notes: G4, A4, B4, C5, D5, E5, F#5, G5. The tablature for measure 13 is: 1 2 0 1 2 0.

Musical notation for measure 14. The system includes a treble clef staff and a guitar tablature staff. Measure 14 contains a sequence of eighth notes: G4, A4, B4, C5, D5, E5, F#5, G5. The tablature for measure 14 is: 0 2 3 2 0 1 3 0 1.

Musical notation for measures 15 and 16. The system includes a treble clef staff with a key signature of one sharp (F#) and a guitar tablature staff. Measure 15 contains a sequence of eighth notes: G4, A4, B4, C5, D5, E5, F#5, G5. Measure 16 contains a sequence of eighth notes: G4, A4, B4, C5, D5, E5, F#5, G5. The tablature for measure 15 is: 3 1 0 1 0 3 1 0 2. The tablature for measure 16 is: 0 2 3 0 2 2 0 1 1 1 0 1.

Musical notation for measures 17 and 18. The system includes a treble clef staff and a guitar tablature staff. Measure 17 contains a sequence of eighth notes: G4, A4, B4, C5, D5, E5, F#5, G5. Measure 18 contains a sequence of eighth notes: G4, A4, B4, C5, D5, E5, F#5, G5. The tablature for measure 17 is: 0 1 3 0 1 3. The tablature for measure 18 is: 1 0 2 3.

Menuet 1

Uit: Cello Suite No. 2, BWV 1008

Johann Sebastian Bach (1685-1750)

Standaard stemming

♩ = 120

The image displays the musical score for Menuet 1, BWV 1008, in standard guitar tuning. The score is presented in four systems, each consisting of a treble clef staff and a guitar TAB staff. The key signature is one sharp (F#), and the time signature is 3/4. The tempo is marked as ♩ = 120. The score includes various musical notations such as dynamics (f, m, a, i), articulation (accents), and fingerings. The guitar TAB staff provides fret numbers for each note. The piece concludes with a double bar line and repeat dots. A section marker '1/2B IV' is placed above the staff at measure 8.

Menuet 2

Uit: Cello Suite No. 2, BWV 1008

Johann Sebastian Bach (1685-1750)

Standaard stemming

♩ = 120

1/2B I

5

1/2B IV

1/2B IV

B I B IV

17

TAB

GuitarJan.com (2024)

All Rights Reserved - International Copyright Secured

1/2

Musical score for guitar, measures 21-24. The score is written in a key signature of two sharps (F# and C#) and a 2/4 time signature. The treble clef staff shows the melody, and the tablature staff shows the fret numbers for each string.

| Measure | Treble Clef Staff | Tablature Staff |
|---------|-------------------|-----------------|
| 21 | 2 2 4 1 2 2 | 1 2 2 4 1 2 |
| 22 | 1 2 1 | 0 2 3 2 0 |
| 23 | 2 1 4 1 2 1 | 3 2 4 2 0 1 |
| 24 | 3 2 2 1 | 2 2 0 |

Gigue

Uit: Cello Suite No. 2, BWV 1008

Johann Sebastian Bach (1685- 1750)

Standaard stemming

♩ = 90

1 2 3 4 5

6 7 8 9 10

11 12 13 14 15

16 17 18 19

TAB

1/2B II B VI B IV

5

1/2 B IV → B II

B V

TAB: 3 0 3 5 6 3 3 | 0 0 1 0 1 | 2 3 5 2 3 0 | 5 7 8 5 7 8

B V

B VII

B V

B V

B V

TAB: 7 8 5 7 8 0 | 7 7 8 8 | 0 2 3 0 5 7 | 0 2 3 0 5 7 | 0 2 3 0 5 7

B V

B VII

B V

B II

1.

TAB: 0 2 3 0 5 7 | 8 7 5 3 2 | 7 5 3 2 4 | 0 1 0 2 1 0 | 0 0 1 1 2 2 0 0

2.

TAB: 0 0 1 2 0 | 0 3 | 1 5 0 0 0 | 0 1 0 3 0 1 3 | 1 0 2 0 3

B V

3

TAB: 5 7 8 5 8 7 | 3 0 3 5 0 2 | 0 2 0 1 3 0 | 0 0 2 3 0 | 2 3 0 3 1 0

44 45 46 47

②---, B III

TAB

| | | | | | | | | | | | | | | | | | | | |
|---|---|---|---|---|---|---|---|---|---|---|---|---|---|---|---|---|---|---|---|
| 3 | 2 | 3 | 0 | 0 | 3 | 6 | 5 | 3 | 1 | 0 | 1 | 5 | 3 | 6 | 4 | 3 | 4 | 3 | 6 |
| 3 | 2 | 3 | 2 | 0 | 4 | 0 | 4 | 0 | 0 | 0 | 0 | 0 | 0 | 0 | 5 | 3 | 4 | 6 | 3 |
| 1 | | | | | | | | | | | | | | | | | | | |

48 49 50 51 52

②

TAB

| | | | | | | | | | | | | | | | | | | |
|---|---|---|---|---|---|---|---|---|---|---|---|---|---|---|---|---|---|---|
| 3 | 2 | 3 | 6 | 5 | 3 | 5 | 6 | 1 | 1 | 1 | 3 | 0 | 1 | 1 | 0 | 0 | 1 | 1 |
| 3 | 2 | 3 | 0 | 0 | 0 | 0 | 0 | 0 | 2 | 0 | 0 | 0 | 2 | 0 | 0 | 2 | 0 | 2 |
| 0 | | | | | | | | | | | | | | | | | | |

53 54 55 56

TAB

| | | | | | | | | | | | | | | | | | | | |
|---|---|---|---|---|---|---|---|---|---|---|---|---|---|---|---|---|---|---|---|
| 0 | 1 | 3 | 0 | 1 | 3 | 1 | 0 | 0 | 0 | 1 | 2 | 0 | 0 | 3 | 0 | 2 | 3 | 0 | 2 |
| 3 | | | | | | 3 | 2 | 0 | 2 | 0 | 2 | 0 | 0 | 3 | 0 | 2 | 3 | 0 | 2 |
| | | | | | | | | | | | | | | | | | | | |

57 58 59 60

1/2B VII ②---,

TAB

| | | | | | | | | | | | | | | | | | |
|---|---|---|---|---|---|---|---|---|---|---|---|---|---|---|---|----|---|
| 3 | 0 | 1 | 0 | 3 | 1 | 2 | 4 | 1 | 2 | 0 | 3 | 1 | 3 | 0 | 9 | 10 | 8 |
| 0 | 2 | 3 | 0 | 1 | 1 | 2 | 0 | 0 | 0 | 0 | 0 | 0 | 0 | 0 | 0 | 0 | 0 |
| | | | | | | | | | | | | | | | | | |

61 62 63 64 65

1/2B VII ② 1/2B IV

TAB

| | | | | | | | | | | | | | | | | | | | | | | | | | | | | | | | | | | |
|---|---|----|---|---|---|---|---|---|---|---|---|---|---|---|---|---|---|---|---|---|---|---|---|---|---|---|---|---|---|---|---|---|---|---|
| 7 | 8 | 10 | 0 | 6 | 5 | 4 | 5 | 7 | 0 | 1 | 3 | 2 | 0 | 1 | 2 | 3 | 0 | 0 | 1 | 2 | 3 | 0 | 2 | 0 | 1 | 2 | 3 | 0 | 2 | 0 | 1 | 2 | 3 | 0 |
| 0 | | | | | | | | | | | | | | | | | | | | | | | | | | | | | | | | | | |
| | | | | | | | | | | | | | | | | | | | | | | | | | | | | | | | | | | |

66 67 68 69

TAB

| | | | | | |
|---|---|---|---|---|---|
| 2 | 0 | 1 | 2 | 3 | 0 |
| 3 | | | | | |
| 1 | 0 | 3 | 1 | 0 | |
| 0 | | | | | |
| 2 | 3 | 1 | 0 | 2 | |
| 3 | | | | | |
| 2 | 3 | 2 | 0 | 2 | 3 |
| 1 | | | | | |

70 71 72 73 74

TAB

| | | | | | |
|---|---|---|---|---|---|
| 2 | 0 | 1 | | | |
| 2 | | | | | |
| 3 | 1 | 3 | 1 | 2 | |
| 0 | | | | | |
| 3 | 0 | 1 | 3 | 0 | 1 |
| 0 | | | | | |
| 3 | 1 | 3 | 1 | 2 | |
| 0 | | | | | |
| 4 | | | | 5 | 3 |
| 4 | | | | | |
| 0 | | | | | |

75 76 77 78 79

TAB

| | | | | | |
|---|---|---|---|---|---|
| 1 | 0 | 3 | 1 | 0 | |
| 0 | | | | | |
| 1 | 4 | 2 | 0 | 3 | 2 |
| 0 | | | | | |
| 0 | 4 | 2 | | | |
| 0 | | | | | |
| 5 | | | | 3 | |
| 5 | | | | | |
| 5 | | | | | |
| 0 | | | | | |

1. 1/2B V 2.

Prélude

Uit: Cello Suite No. 3, BWV 1009

Johann Sebastian Bach (1685-1750)

Standaard stemming

♩ = 100

The image displays a musical score for guitar, consisting of four systems of music. Each system includes a standard musical staff and a corresponding guitar tablature (TAB) staff. The key signature is two sharps (F# and C#), and the time signature is 3/4. The score begins with a dynamic marking of *mf* (mezzo-forte). The tempo is indicated as ♩ = 100. The first system covers measures 1-3, the second system measures 4-6, the third system measures 7-9, and the fourth system measures 10-12. The tablature uses numbers 0-10 to indicate fret positions on the strings. The notation includes various rhythmic patterns, including eighth and sixteenth notes, and rests.

Musical notation for measures 13-15. Measure 13 starts with a treble clef, key signature of two sharps (F# and C#), and a common time signature. The melody consists of eighth notes. The bass line includes a whole note chord in measure 14. The guitar tablature (TAB) is shown below the staff.

TAB: 7 4 6 4 5 7 4 5 7 5 4 7 | 4 5 7 5 4 7 5 7 4 7 0 3 | 2 0 2 3 1 3 0 6 7 9 6

Musical notation for measures 16-18. The melody continues with eighth notes. The bass line includes a whole note chord in measure 17. The guitar tablature (TAB) is shown below the staff.

TAB: 7 7 7 0 2 3 5 2 4 5 7 | 4 7 4 6 4 6 7 4 5 7 4 | 5 7 5 4 7 7 6 0 2 1 4 2

Musical notation for measures 19-21. The melody continues with eighth notes. The bass line includes a whole note chord in measure 20. The guitar tablature (TAB) is shown below the staff.

TAB: 0 4 1 3 0 2 3 0 4 6 7 0 | 4 6 4 7 6 4 6 7 5 6 | 7 5 7 4 7 7 4 7 5 7 4

Musical notation for measures 22-24. The melody continues with eighth notes. The bass line includes a whole note chord in measure 23. The guitar tablature (TAB) is shown below the staff.

TAB: 5 7 4 5 7 4 5 4 5 | 7 4 5 7 4 5 7 4 6 4 | 5 7 6 7 5 7 6 7 5 7 4

Musical notation for measures 25-27. The melody continues with eighth notes. The bass line includes a whole note chord in measure 26. The guitar tablature (TAB) is shown below the staff.

TAB: 5 7 6 7 5 7 6 7 7 7 | 4 6 4 6 4 7 6 7 6 0 | 2 4 2 2 4 2 2 5 2 2

Musical notation for measures 28-30. The melody continues with eighth notes. The bass line includes a whole note chord in measure 29. The guitar tablature (TAB) is shown below the staff.

TAB: 2 4 2 2 4 2 2 5 2 3 | 0 1 0 0 1 0 4 7 4 0 | 7 6 7 7 6 7 7 0

Musical notation for measures 31-33. The system includes a treble clef staff with a key signature of two sharps (F# and C#) and a common time signature. Below the staff is a guitar tablature (TAB) with two lines. Measure 31: Treble staff has eighth notes G4, A4, B4, C5, B4, A4, G4. TAB: 6-7-6-5-6-7-6-5-8-7-8-5. Measure 32: Treble staff has eighth notes G4, A4, B4, C5, B4, A4, G4. TAB: 6-7-6-5-6-7-6. Measure 33: Treble staff has eighth notes G4, A4, B4, C5, B4, A4, G4. TAB: 0-2-3-2-3-5-7-9-10-7-7-0.

Musical notation for measures 34-36. Measure 34: Treble staff has eighth notes G4, A4, B4, C5, B4, A4, G4. TAB: 5-6-4-6-7-5-7-4-5-0-2-2. Measure 35: Treble staff has eighth notes G4, A4, B4, C5, B4, A4, G4. TAB: 3-4-3-0-3-4-3-0-3-3-0. Measure 36: Treble staff has eighth notes G4, A4, B4, C5, B4, A4, G4. TAB: 3-1-3-0-3-3-0-3-3-0.

Musical notation for measures 37-39. Measure 37: Treble staff has eighth notes G4, A4, B4, C5, B4, A4, G4. TAB: 2-2-2-0-2-2-1. Measure 38: Treble staff has eighth notes G4, A4, B4, C5, B4, A4, G4. TAB: 2-5-2-2-5-2-5-3-2. Measure 39: Treble staff has eighth notes G4, A4, B4, C5, B4, A4, G4. TAB: 3-3-3-2-0-4-4-4-2-4-7.

Musical notation for measures 40-42. Measure 40: Treble staff has eighth notes G4, A4, B4, C5, B4, A4, G4. TAB: 4-7-4-4-7-4-7-5-4. Measure 41: Treble staff has eighth notes G4, A4, B4, C5, B4, A4, G4. TAB: 5-5-5-3-6-0-6-4-6-6-4-6. Measure 42: Treble staff has eighth notes G4, A4, B4, C5, B4, A4, G4. TAB: 9-9-9-9-9-7-5-7-9-7-0.

Musical notation for measures 43-45. Measure 43: Treble staff has eighth notes G4, A4, B4, C5, B4, A4, G4. TAB: 7-7-7-5-7-6-7-10-7-7-10-7-7-9-10. Measure 44: Treble staff has eighth notes G4, A4, B4, C5, B4, A4, G4. TAB: 9-9-9-9-9-9-10-9-9-10-9-9-10-9. Measure 45: Treble staff has eighth notes G4, A4, B4, C5, B4, A4, G4. TAB: 0-0-0-0-0-0-0-0-0-0-0-0-0-0-0.

Musical notation for measures 46-48. Measure 46: Treble staff has eighth notes G4, A4, B4, C5, B4, A4, G4. TAB: 10-9-10-10-9-10-10-9-10. Measure 47: Treble staff has eighth notes G4, A4, B4, C5, B4, A4, G4. TAB: 10-7-10-9-7-9-7-7-7. Measure 48: Treble staff has eighth notes G4, A4, B4, C5, B4, A4, G4. TAB: 9-7-9-9-12-9-9-7-9.

Musical notation for measures 49-51. The system includes a treble clef staff with a key signature of two sharps (F# and C#) and a 2/4 time signature. The guitar tablature (TAB) is shown below the staff, with fret numbers 0, 4, 5, 7, 8, 9, 10, and 12. Measure 49 starts with a 4-fret barre. Measure 50 has a 4-fret barre. Measure 51 has a 4-fret barre.

Musical notation for measures 52-54. The system includes a treble clef staff with a key signature of two sharps (F# and C#) and a 2/4 time signature. The guitar tablature (TAB) is shown below the staff, with fret numbers 0, 2, 3, 4, 5, 7, 9, and 10. Measure 52 has a 5-fret barre. Measure 53 has a 5-fret barre. Measure 54 has a 5-fret barre. A double bar line with a repeat sign and the marking "1/2B II" is placed above the staff between measures 53 and 54.

Musical notation for measures 55-57. The system includes a treble clef staff with a key signature of two sharps (F# and C#) and a 2/4 time signature. The guitar tablature (TAB) is shown below the staff, with fret numbers 0, 4, 5, 6, 7, 8, and 9. Measure 55 has a 4-fret barre. Measure 56 has a 4-fret barre. Measure 57 has a 4-fret barre.

Musical notation for measures 58-60. The system includes a treble clef staff with a key signature of two sharps (F# and C#) and a 2/4 time signature. The guitar tablature (TAB) is shown below the staff, with fret numbers 0, 2, 3, 4, 5, 7, 8, and 9. Measure 58 has a 5-fret barre. Measure 59 has a 5-fret barre. Measure 60 has a 5-fret barre.

Musical notation for measures 61-63. The system includes a treble clef staff with a key signature of two sharps (F# and C#) and a 2/4 time signature. The guitar tablature (TAB) is shown below the staff, with fret numbers 0, 2, 3, 4, 5, 7, 8, and 9. Measure 61 has a 0-fret barre. Measure 62 has a 0-fret barre. Measure 63 has a 0-fret barre.

Musical notation for measures 64-66. The system includes a treble clef staff with a key signature of two sharps (F# and C#) and a 2/4 time signature. The guitar tablature (TAB) is shown below the staff, with fret numbers 0, 1, 2, 3, 4, and 5. Measure 64 has a 1-fret barre. Measure 65 has a 1-fret barre. Measure 66 has a 1-fret barre.

Musical notation for measures 67-69. Treble clef, key signature of two sharps (F# and C#). Measure numbers 67, 68, and 69 are indicated above the staff. The guitar tablature (TAB) is shown below the staff with fret numbers.

Musical notation for measures 70-72. Treble clef, key signature of two sharps. Measure numbers 70, 71, and 72 are indicated above the staff. A section marker "1/2B II" is placed above measure 71. The guitar tablature (TAB) is shown below the staff with fret numbers.

Musical notation for measures 73-75. Treble clef, key signature of two sharps. Measure numbers 73, 74, and 75 are indicated above the staff. The guitar tablature (TAB) is shown below the staff with fret numbers.

Musical notation for measures 76-78. Treble clef, key signature of two sharps. Measure numbers 76, 77, and 78 are indicated above the staff. A dynamic marking *mp* is placed above measure 77. The guitar tablature (TAB) is shown below the staff with fret numbers.

Musical notation for measures 79-81. Treble clef, key signature of two sharps. Measure numbers 79, 80, and 81 are indicated above the staff. Dynamic markings *p* are placed above measures 79 and 80. A section marker "1/2B II" is placed above measure 81. A dynamic marking *mp* is placed above measure 81. The guitar tablature (TAB) is shown below the staff with fret numbers.

1/2B II
p

82 83 84

TAB

5 5-7-5 5-7 3 2 3 5 3 2 3 5 2 3-2-3 2 3-2-3
2 6 6 2 2 2 3 2 3 2 3 2 3
2 6 6 2 2 2 3 2 3 2 3 2 3
0 0 0 0 0 0 0 0 0 0 0 0

85 86 87

TAB

4 5-4-5-4-5-4-5 4 5 4 5-4-5-4-5-4-5 4 5 4-2 5 4-3 4-2 2-2
3 6-4-6-4-6-4-6 0 5 4 5-4-5-4-5-4-5 0 7 6 5-4-3 4-2 2-2
4 6-4-6-4-6-4-6 0 5 4 5-4-5-4-5-4-5 0 7 6 5-4-3 4-2 2-2
0 0 0 0 0 0 0 0 0 0 0 0

88 89 90

TAB

5 5 5
2 2 2
2 2 2
0 0 0

Allemande

Uit: Cello Suite No. 3, BWV 1009

Johann Sebastian Bach (1685-1750)

Standaard stemming ♩ = 60

The image displays a musical score for the Allemande from Cello Suite No. 3, BWV 1009, by Johann Sebastian Bach. The score is presented in a standard guitar format, featuring a treble clef, a key signature of three sharps (F#, C#, G#), and a 4/4 time signature. The tempo is marked as ♩ = 60. The piece is marked *mf* (mezzo-forte). The score is divided into five systems, each with a measure number (1-6) and a repeat sign. The tablature includes fret numbers and techniques like triplets and slurs.

7

TAB

8

TAB

9

TAB

10

TAB

11

TAB

Musical notation for measures 12-13. The key signature is three sharps (F#, C#, G#). Measure 12 is in 2/4 time, and measure 13 is in 3/4 time. The guitar tablature (TAB) is as follows:

2 0 2-4 1 2-4 1-2 5 4-7 4-5-7 0 4 0 4-5-7 0-2-4 0 0 4 0

1 4 1 4 4 7 6 7 2 1 2 1

4 5 4 7 6 7 2 0 0 4 5 2 0

Musical notation for measures 14-15. Measure 14 is in 4/4 time, and measure 15 is in common time (C). The guitar tablature (TAB) is as follows:

7 9 11 12 11-9 12-10 4 7-5-4 7 0 4 5 7

0 2-0 4 2 0

Musical notation for measures 16-17. The guitar tablature (TAB) is as follows:

9-7-5 9 5 7 3 4 2-3 4 6 4 2 0 2 1-2 0 2 2

0 2 4 3 0 4 0

Musical notation for measures 17-18. The guitar tablature (TAB) is as follows:

5 4 2 2 4-2-4 2-3 4 1 4 4 5-4-2-4-5 2

4 2 4 4 4 4 4 2

Musical notation for measures 18-19. The guitar tablature (TAB) is as follows:

3-2 4 2-3 4 4-2-1-2-4 0 2-4-5-7 4-5-7 9

2 0 4 8

19

TAB: 5 4 7 6 7 2 4 6 2 5 7 9 7 9 5 6 7

20

TAB: 5 3 2 3 2 3 2 0 2 3 2 3 2 3 4 2 3 0 2

21

TAB: 2 0 2 3 2 3 2 4 5 7 5 4 3 3 4 3 2 0 2 4 5 2

22

TAB: 0 5 4 2 3 5 2 2 5 0 2 3 0 2 4 5 2 4

23

TAB: 3 2 2 0 3 3 2 0 5 4 5 4 2 0 3 2 0 4 2 0 2 4

24

TAB

5 3 2 0 3 2 3 2 2 3 4 2 4 3 2 3 5 4 5 3 2

4 2 0 2 0 0 0 2 3 2 3

25

TAB

3 7 5 7 3 2 0 2 0 2 0 5 4 2 0 3 2 2 0 2 1

4 0 4 2 4 0 4 0 2 0

26

TAB

5 4 5 5 3 5 6 4 6 2 5 2 2 2 0

0

This guitar score is written in D major (two sharps) and consists of six systems of notation. Each system includes a musical staff with a treble clef and a corresponding guitar tablature (TAB) system. The piece is divided into measures numbered 14 through 31.

- System 1 (Measures 14-16):** Measure 14 starts with a circled '3' above the staff. Barres are indicated for B IV (measures 14-15) and B II (measures 15-16).
- System 2 (Measures 17-19):** Measure 17 begins with a circled '1' above the staff.
- System 3 (Measures 20-22):** Measure 20 starts with a circled '1' above the staff. Barres are indicated for B II (measures 20-21) and B II (measures 21-22).
- System 4 (Measures 23-25):** Measure 23 starts with a circled '2' above the staff. Barres are indicated for B IV (measures 23-24) and B VI (measures 24-25). Measure 25 begins with a circled '3' above the staff.
- System 5 (Measures 26-28):** Measure 26 starts with a circled '1' above the staff. A barre is indicated for B IV (measures 26-28).
- System 6 (Measures 29-31):** Measure 29 starts with a circled '1' above the staff. Barres are indicated for B II (measures 29-30) and B II (measures 30-31).

The TAB system provides fret numbers for each string, with bar lines corresponding to the musical staff. The circled numbers (1, 2, 3) likely refer to specific techniques or accents mentioned in the original document.

Musical notation for measures 32-34. Treble clef, key signature of two sharps (F# and C#). Measure 32 starts with a guitar pick attack (p.) and a 7/8 time signature. The melody consists of eighth and quarter notes. The bass line features triplets and single notes.

Musical notation for measures 35-37. Measure 35 continues the melody. Measure 36 includes a 'B II' bracket over a phrase. Measure 37 ends with a 7/8 time signature. The bass line continues with triplets and single notes.

Musical notation for measures 38-40. Measure 38 has a circled '1' above it. Measure 39 has a circled '2' above it. Measure 40 has a circled '3' above it. 'B II' brackets are present over measures 39 and 40. The bass line continues with triplets and single notes.

Musical notation for measures 41-43. Measure 41 has a first ending bracket labeled '1.' and a circled '4' above it. Measure 42 has a circled '5' above it. Measure 43 has a circled '6' above it. The bass line continues with triplets and single notes.

Musical notation for measures 44-46. Measure 44 has a circled '7' above it. Measure 45 has a circled '8' above it and a circled '9' below it. Measure 46 has a circled '10' above it and a circled '11' above it. 'B IX' is written above measure 46. The bass line continues with triplets and single notes.

B VII

47 48 49

TAB

50 51 52

TAB

53 54 55

TAB

B IV

56 57 58

TAB

59 60 61

TAB

⑤ ①

62 63 64

TAB

65 66 67

TAB

B IV B V

68 69 70

TAB

B VII B IX

71 72 73

TAB

② ③

74 75 76

TAB

1/2B I

77 78 79

TAB

80 81 82 1/2B VII ②

83 84 B II 85 ②

1. 1/2B II 2. 1/2B II 86 87 88

Sarabande

Uit: Cello Suite No. 3, BWV 1009

Johann Sebastian Bach (1685-1750)

Standaard stemming

♩ = 52

1/2B II

1/2B II

1/2B II

f

mf

B VIII B II

1/2B II

B IV

B II

mf

B IV → B VII B VIII B IV

TAB

2 9 12 10 12 9 6 3 2 2 0 3 2 0 10 9 7 4 7 6

3 4 8 11 9 8 0 2 1 2 3 4 5 4 7 9 5 4

4 4 4 2

B VII → 1/2 B IV B VII

TAB

7 4 5 7 5 4 4 5 4 7 10 7 9 7 7 9 10 9

7 7 4 4 6 4 6 4 7 8 8 10 9 10 9 10 9

9 9 4 4 4 0 9 7 7

7 7

B IV B II

TAB

7 5 7 4 5 0 4 2 4 5 2 3 3 2 0 3 4 1

4 4 6 7 0 0 2 4 2 4 0 3 3 4 1

4 0 2 0 2 4 0 2 4 0 2 3 2 0 3 4 1

4 4 4 2

B II B II

TAB

2 4 0 2 0 4 2 0 7 0 2 2 0 2 1 2 2 5

2 2 2 0 2 2 4 2 4 5 2 4 2 0

2 4 0 2 4 2 4 5 2 0 5

Bourrée 1 + 2

Uit: Cello Suite No. 3, BWV 1009

Johann Sebastian Bach (1685-1750)

Standaard stemming

♩ = 155

A Bourrée 1

mf

tr

mf

tr

let ring ---- 1

let ring ----- 1

let ring --- 1

Musical notation for measures 18-21. Treble clef, key signature of two sharps (F# and C#). Measure 18 starts with a half rest. Measure 20 has a double bar line. The guitar tablature below shows fingerings: 0, 4, 2, 0-2, 3, 1, 4, 1, 2, 2, 0, 2, 0, 3, 0-2, 2, 0, 4, 2, 4, 2, 3, 2, 3.

Musical notation for measures 22-25. Treble clef, key signature of two sharps. Measure 25 has a double bar line. The guitar tablature below shows fingerings: 5, 3, 2, 4, 2, 2, 3, 5, 2, 2, 4, 2, 2, 4, 5, 2, 4, 5, 2, 4, 0, 4, 5, 0, 4, 5, 0, 3.

Musical notation for measures 26-29. Treble clef, key signature of two sharps. Measure 29 has a double bar line. The guitar tablature below shows fingerings: (3) 2, 4, 5, 2, 4, 5, 0, 4, 2, 4, 5, 0, 4, 0, (0) 4, 0, 0, 4, 2, 2, 4, 0, 0, 5, 4, 5, 4.

B Bourrée 2

Musical notation for measures 30-33. Treble clef, key signature of two sharps. Measure 30 has a 7/8 time signature. Measure 31 has a 4/4 time signature. A tempo marking of quarter note = 144 is present. Measure 33 has a double bar line. The guitar tablature below shows fingerings: 0, 0, 3, 5, 6, 5, 3, 6, 3, 5, 3, 2, 0, 2, 0, 3, 2.

Musical notation for measures 34-37. Treble clef, key signature of two sharps. Measure 37 has a double bar line. The guitar tablature below shows fingerings: 3, 2, 0, 3, 2, 0, 3, 2, 5, 4, 5, 2, 3, 5, 2, 4, 5, 3, 2, 0, 3, 2, 3, 0, 2, 3, 5, 3, 5.

Musical notation for measures 38-42. Treble clef, key signature of two sharps. Measure 39 has a 3/4 time signature. Measure 40 has a 4/4 time signature. Measure 42 has a double bar line. The guitar tablature below shows fingerings: 6, 5, 3, 5, 3, 2, 5, 3, 3, 5, 2, 2, 0, 2, 4, 5, 4, 5, 3, 5, 3, 0, 1.

43 44 45

TAB (1) 2 1 0 1 3 1 1 0 1 0 2 | 2 1 2 1 4 1 2 0 3 | 0 3 2 3 2

46 47 48 49

TAB 3 2 3 0 1 0 | 3 1 0 2 1 0 2 1 | 2 2 2 3 1 3 2 0 4 0 2 | let ring-----+

50 51 52 53

TAB 5 3 2 0 5 | (5) 6 3 5 6 5 3 6 | 5 3 6 0 2 0 3 2 | 3 2 0 3 2 0 3 2

☐ Bourrée 1 da Capo

54 55 56 57 = 155 58

TAB 0 2 4 0 2 3 0 2 | 0 3 2 0 3 2 0 4 | 0 4 5 | 2 3 5 4 5

59 60 61 62

TAB 3 (-58) 4 2 2 4 | 0 4 2 4 | 0 4 2 4 0 3 2 | 4 2 3 2 1 2 3 4

63 64 65 66 67

TAB 2 3 0 4 2 1 0 | 5 6 7 7 6 | 2 2 0 2 3 | 5 2 2 0 2 | (2) 2 3 5 2 3 3 | let ring---+ let ring-----+ let ring---+

68 69 70 71

TAB: 0 0 0 3 2 4 | (4) 4 3 1 2 | 3 4 3 4 2 3 | 0 2 0 2 3 0

72 73 74 75

TAB: 2 2 3 0 3 | 0 0 2 | 3 1 4 1 2 | 3 0 2 2 0

76 77 78 79

let ring -----+ let ring

TAB: 4 2 3 3 2 3 | 5 3 2 4 2 2 3 | 5 2 2 4 2 2 4 | 5 2 4 5 2 4 0

80 81 82 83

let ring let ring ----+ let ring ----+

TAB: 4 5 0 4 5 0 | (3) 2 (0) 4 5 2 4 5 0 4 | 2 4 5 0 4 4 0 | (0) 4 0 5 4 0 4 2

84 85

TAB: 2 4 0 0 5 4 5 4 | 0

Gigue

Uit: Cello Suite No. 3, BWV 1009

Johann Sebastian Bach (1685-1750)

Standaard stemming

♩ = 170

The musical score is presented in a system with two staves: a vocal line (treble clef) and a guitar tablature (TAB) line. The key signature is D major (two sharps) and the time signature is 3/8. The piece begins with a forte (*f*) dynamic. The lyrics are: "m i m a m i a m i m a m i m i m i a m a m i p i p i m a p m". The score includes various musical notations such as slurs, ties, and dynamic markings. The guitar tablature provides fret numbers for the strings, with 'T' and 'B' indicating the top and bottom strings respectively. The piece concludes with a double bar line and a repeat sign, followed by two endings. The first ending leads back to the beginning, and the second ending concludes the piece with a final cadence.

i m m a i m a m a i m p i a

TAB: 5-4-5 4-2-4-5 4-5 4-2-4 | 5-4-5 4-2-4-5 4 | 4-2-4 3-2-3 4-2-4 3-4

B: 0-2-4 | 0-2-0-0 |

p i m i m p i p p i m i a m

TAB: 4-2-4 3-2-3 4-2-4 3-1-0 | 2-1-2 4-2-2 0-3-2 | 6-4-6 7-6-0 4-2-2-1

B: 0-3-2 | 5-4-2 | 0-2-1

p i m i a i m a m i a m a m i m i m a m

TAB: 4-2-4 5-4-4-2-0 1-4-3-4 | 3-1-2 1-4-0 2-2-2-6 | 2-6-2 2-4-6 2-6-2-5-4-5

B: 5-4-2 | 3-4-4 | 2

a m a i m i m a m i m i m a m i m i m i a i m i m

TAB: 2-6-2 2-4-2 2-5-4-4 | 4-2-5-4-2-0 4-2-4-5 | 2-5-2 0-2-0 0-2

B: (2) 2 | 3-4-4 | 4

i m p p i p p m p p i p

TAB: 0-2-0 2-1-2 5-2 | 4-2-1 3-1-3 1-2 | 4-2-1 2-2-2-2

B: 6-4-6 | 4-1-3-1-3-1-1 |

a mi mi a mi p m i m a m i m a

m i m a i a i a m i m i m a i a

i m p i m

i m p i p p i m i a m

i m a i m

i m p i p p m p p i p 1. 2.
 p i m a i m p m
 1/2BV

The image shows a musical score for guitar. At the top, there are lyrics: "i m p i p p m p p i p" followed by a first ending bracket containing "1." and a second ending bracket containing "2.". Below the lyrics, there is a line of notation "1/2BV" with a long horizontal line underneath it. The main score consists of three systems. The first system starts at measure 42 and includes a "B II" marking above the staff. The second system starts at measure 43 and includes a circled "2" above the staff. The third system starts at measure 44. The score is written in treble clef with a key signature of one sharp (F#) and a 4/4 time signature. The bass staff contains a guitar tablature with fret numbers (0-7) and bar lines. The piece concludes with a double bar line.

Prélude

Uit: Cello Suite No. 4, BWV 1010

Johann Sebastian Bach (1685-1750)

Standaard stemming

♩ = 110

p a m i m i m i

1/2B V 1/2B III

1 2 3

5 5 5 6 7 6 7 0 5 5 6 5 7 6 7 0 3 5 6 5 7 6 7

1/2B III 1/2B II

4 5 6 7

3 5 6 5 7 7 0 2 3 2 3 4 2 2 3 2 3 4 2 3 0 1 0 2 1 0

1/2B II B II

8 9 10 11

3 0 1 0 2 1 0 2 2 2 2 4 2 0 2 2 2 2 4 2 5 2 2 2 2 2 4

B II 1/2B II B II 1/2B IV

12 13 14 15

5 2 2 2 2 2 5 2 4 4 4 2 5 2 4 2 4 4 2 4 5 4 5 4 7 6 7

16 17 18 19

1/2B III B II 1/2B III 1/2B II

TAB

20 21 22 23

1/2B II

TAB

24 25 26 27

B IV B II

TAB

28 29 30 31

B II B II

TAB

32 33 34 35

B II

TAB

a m i m i m a p p i m i m i p a m i m i m i

36 37 38 39

1/2B II

TAB

p i m i m i a m p p i m i a m m i

B II

TAB

m p p i m i m i p a m i m i m i

mf

TAB

m i m i m i m i

TAB

i m i m i m i m i p a m i m i m i

B IV

f

TAB

B IV

p m i m i

TAB

② ③ ③ ④ ④

TAB

a m i i m i m i

B IV ② ③ ④ B IV ②

TAB

i m i 2121 p a m i m i m i p i m i a m a m

②

TAB

p a m i m i m i m p i m a i a i p a m i m i m i

mf

TAB

B V i m i m p i m i m i m

TAB

B II

86 87 88

pim i mi

T
A
B

i mi

4121

a mi mi

B II

89 90 91

mf

T
A
B

m i m i m a

⑤

1/2B IV

TAB

i m a m i m i m a m i m a i a m i m i m i

B IV

TAB

m i m a i i m i m a m a m i

TAB

1. m i m a m i m i p m 2. m i m a m i m i p m imami p i

B II

TAB

i m m i m a m i m i p i m i a m i

B I

TAB

i m i a m i B II m i p i

TAB

m a i a i m i m a m i m a

TAB

m i m i a i m a i i m

TAB

a m i m a m i m i p p m i m i m a

TAB

m i m a m i i m i m a

TAB

i m i m i m a mi m a mi

i m i a a mi mi m a a mi m i

1. mia mi mim ma 2. m i m ma

Courante

Uit: Cello Suite No. 4, BWV 1010

Johann Sebastian Bach (1685-1750)

Standaard stemming

♩ = 85

i m i m a i m i a m i m i a m i m

B II

f

1 2 3

1/2 B II

p i p a p i m i m

1/2 B II

4 5 6

m i m m i i a m i m i m i p a

7 8 9 10 11 12

B II B IV

B IV

13 14 15 16

TAB

4242 m i m i a

B VII

17 18 19

TAB

m i m a m a i m

1/2 B II

20 21 22

TAB

a m i m i m p i m i m a i 3131

1. 2. 434 i 434 i

23 24 25 26 27

TAB

m i a m i a 3131 i a m i B II

28 29 30

TAB

4141 i a m i m m i m i a m a m i a

B II

B IV

TAB

B II

TAB

m m i m i i p i

TAB

⑤ ---, m a i m a p i m i m i a

TAB

m i m a m i m i m i m i m i

TAB

mi p i m

a m i

p i m i m a 3131 m i m i a

1/2B II

m i m a p i

1/2B II

i a m i m i m m i 3030 1. 313 2. 313

62 63 64 65 66

T
A
B

1 2 0 1 2 1 2 4 2 2 0 2 3 0 0 2 4 5 2 0 2 2 0 2 2 0 2 2 0

Sarabande

Uit: Cello Suite No. 4, BWV 1010

Johann Sebastian Bach (1685-1750)

Standaard stemming

♩ = 60

ima im a i m a m

f

a i m a i i m a m

③ ② ① B IV i a m i m

i m i m m i m 3121 ima im

① ② B II

i m m i ma ia im ia i m a i a

1/2B II 1/2B IV B IV

TAB

m i a m

B II 4343

TAB

a m i m p i i m a i m i m a m

B II *f*

TAB

i m a i m i m a i m i m i m

TAB

i m a i m i m a m a m i p i m i a

TAB

m i m a m i m p p i m i m a m

T (5) 4 7 4 7 0 (0) 3 2 0 2 2 1 0 4 2 1 2 2 0 4 5
 A 0 1 0 2 0 2 2 1 4 2 1 2 2 0 4 5
 B 0 0 0 4 0 2 2 1 0 4 2 1 2 2 0 4 5

Bourrée 1

Uit: Cello Suite No. 4, BWV 1010

Johann Sebastian Bach (1685-1750)

Standaard stemming

♩ = 120

i m i m i a m i i m

1/2B II

f

TAB

i a i i m i p i m ia

TAB

1/2B II m i 1/2B II m i

TAB

m i m i m i m a m a a m

TAB

1. | 2. |

i m i m i m a i

1/2B II

a m i a m i a m p i m i a m i

B IV

m p i p m i a m i a m i

B IV

m i m i m i a m i m i m

B II

i m i m a i m i a i m i a

B II

i i m i i m a i m a i m

a i m a m i i

m i m i m a m i

i a m a m i a m m a m a m

i m a m i a m i m i m i i i m i m i

m i m i

1/2B II

i m i m i m i m i

②

③

m i m a i m a

③

m i

m a m i m i p ma

1. 1/2B II

2. 1/2B II

Bourrée 2

Uit: Cello Suite No. 4, BWV 1010

Johann Sebastian Bach (1685-1750)

Standaard stemming

♩ = 120

i i m i i m

1 2 3 4

f

1/2B II

TAB

1. 2.

a m a m i m

5 6 7 8

1/2B II 1/2B II B II

TAB

a m i m i i m i

9 10 11

TAB

1. 2. Bourree I Da Capo

i m

12 13 14 15

1/2B II

TAB

Gigue

Uit: Cello Suite No. 4, BWV 1010

Johann Sebastian Bach (1685-1750)

Standaard stemming

♩ = 170

The image displays a musical score for the Gigue in D major, BWV 1010, by Johann Sebastian Bach. The score is presented in a guitar-friendly format, featuring a vocal line with lyrics and a corresponding guitar tablature. The piece is in 3/8 time and begins with a forte (f) dynamic. The lyrics are: "m i m a m i a m i m a m i m i m i m i a a m a m i p i p i m a p m". The score is divided into measures 1 through 11, with a first ending (1.) and a second ending (2.) starting at measure 10. The guitar tablature is provided for both the Treble (T) and Bass (B) staves, with fingerings and fret numbers indicated. A 'B II' marking is present above the vocal line in measures 3, 4, 5, 7, and 9, indicating a second ending or a specific fingering. The piece concludes with a final note in measure 11.

i m m a i m a m a i m p i a

TAB: 5 4 5 4 2 4 5 4 5 4 2 4 | 5 4 5 4 2 4 4 5 | 4 4 2 4 3 2 3 4 2 4 3 4

p i m i m p i p p i m i a m

TAB: 4 2 4 3 2 3 4 2 4 3 1 0 | 2 1 2 4 2 2 5 4 2 0 3 2 | 6 4 6 7 6 0 4 2 2 2 1 0

p i m i a i m a m i a m a m i m i m a m

TAB: 4 2 4 5 4 4 2 0 1 4 3 4 | 3 1 2 1 4 0 2 2 2 6 4 4 | 2 6 2 2 4 6 2 6 2 5 4 5

a m a i m i m a m i m i m a m i m i m i a i m i m

TAB: 2 6 2 2 4 2 2 5 4 4 4 | 4 2 5 4 2 0 4 2 4 5 | 2 5 2 5 2 0 2 0 2

i m p p i p p m p p i p

TAB: 6 4 6 5 2 2 1 2 5 2 4 | 4 2 1 3 1 3 1 2 2 2 2 2 | 4 2 1 3 1 3 1 2 2 2 2 2

a mi mi a mi p m i m a m i m a

m i m a i a i a m i m i m a i a

i m p i m

i m p i p p i m i a m

i m a i m

i m p i p p m p p i p 1. p i m a i m p 2. m

1/2BV

The image shows a musical score for guitar. At the top, there are two lines of lyrics: "i m p i p p m p p i p" and "1. p i m a i m p 2. m". Below the lyrics is a bracketed section labeled "1/2BV". The score consists of three measures. Measure 42 starts with a treble clef, a key signature of one sharp (F#), and a time signature of 4/4. It contains a melodic line with eighth notes and a bass line with a single note. Measure 43 continues the melodic line and has a bass line with a whole note chord. Measure 44 is a repeat of measure 43, marked with a circled 2. Below the staves is a guitar tablature section with two lines labeled "T" (treble) and "B" (bass). The tablature for measure 42 is: T: 3-2-3-3-2-1-3-3, B: 2-4-2-4-1-2. The tablature for measure 43 is: T: 6-5-6-5-5, B: 0-7. The tablature for measure 44 is: T: 6-5-6-5, B: 0-7. There are also some annotations like "B II" and "3" above the notes in measure 42.

Prélude, Allemande, Courante, Sarabande, Gavotte 1 + 2, Gigue

Cello Suite No. 5, BWV 1011 [complete]
Johann Sebastian Bach (1685-1750)

Standaard stemming

♩ = 55

1- Prelude

The image displays the musical score for the Prelude of Cello Suite No. 5, BWV 1011, by Johann Sebastian Bach. The score is presented in a guitar TAB format, consisting of five systems of music. Each system includes a standard musical staff with a treble clef and a common time signature (C), and a corresponding guitar TAB staff below it. The TAB staff uses numbers 0-4 to indicate fret positions on the strings. The piece begins with a dynamic marking of *f* (forte) and a tempo marking of ♩ = 55. The score is divided into measures, with measure numbers 1 through 15 indicated at the start of each system. The key signature is one sharp (F#), and the time signature is common time (C). The piece concludes with a final measure in the fifth system.

16 17 18

TAB

| | | | | | | | | | | | | | | | | | | | | | | | |
|---|---|---|---|---|---|---|---|---|---|---|---|---|---|---|---|---|---|---|---|---|---|---|---|
| 1 | 3 | 1 | 3 | 3 | 1 | 0 | 2 | 0 | 4 | 0 | 2 | 0 | 1 | 3 | 0 | 2 | 3 | 3 | 2 | 0 | 3 | 2 | 0 |
| 2 | | | | | | 0 | | | | | | | | | | | | | | | | | |
| 3 | | | | | | 0 | | | | | | | | | | | | | | | | | |
| 4 | | | | | | 0 | | | | | | | | | | | | | | | | | |
| 5 | | | | | | 0 | | | | | | | | | | | | | | | | | |
| 6 | | | | | | 0 | | | | | | | | | | | | | | | | | |

19 20 21

TAB

| | | | | | | | | | | | | | | | | | | | | | | | |
|---|---|---|---|---|---|---|---|---|---|---|---|---|---|---|---|---|---|---|---|---|---|---|---|
| 2 | 0 | 2 | 3 | 0 | 0 | 3 | 2 | 3 | 0 | 2 | 0 | 4 | 2 | 0 | 4 | 2 | 0 | 4 | 0 | 4 | 2 | 4 | 0 |
| 3 | | | | | | | | | | | | | | | | | | | | | | | |
| 4 | | | | | | | | | | | | | | | | | | | | | | | |
| 5 | | | | | | | | | | | | | | | | | | | | | | | |
| 6 | | | | | | | | | | | | | | | | | | | | | | | |

22 23 24

TAB

| | | | | | | | | | | | | | | | | | | | | | | | | |
|---|---|---|---|---|---|---|---|---|---|---|---|---|---|---|---|---|---|---|---|---|---|---|---|---|
| 3 | 0 | 4 | 2 | 0 | 2 | 3 | 2 | 3 | 0 | 2 | 3 | 0 | 2 | 3 | 0 | 2 | 2 | 4 | 2 | 4 | 0 | 2 | 4 | 0 |
| 4 | | | | | | | | | | | | | | | | | | | | | | | | |
| 5 | | | | | | | | | | | | | | | | | | | | | | | | |
| 6 | | | | | | | | | | | | | | | | | | | | | | | | |

25 26 27

TAB

| | | | | | | | | | | | | | | | | | | | | | | | | |
|---|---|---|---|---|---|---|---|---|---|---|---|---|---|---|---|---|---|---|---|---|---|---|---|--|
| 0 | 4 | 1 | 3 | 0 | 2 | 3 | 0 | 2 | 0 | 3 | 2 | 3 | 3 | 0 | 0 | 3 | 0 | 0 | 0 | 0 | 0 | 0 | 0 | |
| 1 | | | | | | | | | | | | | | | | | | | | | | | | |
| 2 | | | | | | | | | | | | | | | | | | | | | | | | |
| 3 | | | | | | | | | | | | | | | | | | | | | | | | |
| 4 | | | | | | | | | | | | | | | | | | | | | | | | |
| 5 | | | | | | | | | | | | | | | | | | | | | | | | |

28 29 30 31 32

TAB

| | | | | | | | | | | | | | | | | | | | | | | | |
|---|---|---|---|---|---|---|---|---|---|---|---|---|---|---|---|---|---|---|---|---|---|---|---|
| 1 | 0 | 0 | 2 | 0 | 0 | 2 | 4 | 1 | 2 | 0 | 4 | 0 | 2 | 4 | 0 | 2 | 0 | 1 | 0 | 0 | 0 | 0 | 0 |
| 2 | | | | | | | | | | | | | | | | | | | | | | | |
| 3 | | | | | | | | | | | | | | | | | | | | | | | |
| 4 | | | | | | | | | | | | | | | | | | | | | | | |
| 5 | | | | | | | | | | | | | | | | | | | | | | | |
| 6 | | | | | | | | | | | | | | | | | | | | | | | |

33 34 35 36

TAB

| | | | | | | | | | | | | | | | | | | | | | | | |
|---|---|---|---|---|---|---|---|---|---|---|---|---|---|---|---|---|---|---|---|---|---|---|---|
| 1 | 2 | 0 | 4 | 0 | 2 | 4 | 0 | 2 | 4 | 0 | 4 | 0 | 0 | 0 | 2 | 3 | 0 | 2 | 0 | 0 | 0 | 0 | 0 |
| 2 | | | | | | | | | | | | | | | | | | | | | | | |
| 3 | | | | | | | | | | | | | | | | | | | | | | | |
| 4 | | | | | | | | | | | | | | | | | | | | | | | |
| 5 | | | | | | | | | | | | | | | | | | | | | | | |
| 6 | | | | | | | | | | | | | | | | | | | | | | | |

37 38 39 40

TAB

| | | | | | | | | | | | | | | | | | | | | | | | |
|---|---|---|---|---|---|---|---|---|---|---|---|---|---|---|---|---|---|---|---|---|---|---|---|
| 3 | 2 | 0 | 2 | 3 | 0 | 1 | 3 | 0 | 3 | 2 | 3 | 0 | 2 | 3 | 0 | 2 | 0 | 3 | 0 | 0 | 0 | 0 | 0 |
| 4 | | | | | | | | | | | | | | | | | | | | | | | |
| 5 | | | | | | | | | | | | | | | | | | | | | | | |
| 6 | | | | | | | | | | | | | | | | | | | | | | | |

41 42 43 44

TAB

3 2 0 3 2 | 3 0 2 3 0 2 | 3 0 0 2 4 | 1 0 1 3 0

Detailed description: This system contains measures 41 through 44. Each measure is shown with a treble clef staff and a guitar tablature staff. Measure 41: Treble clef has eighth notes G4, A4, B4, G4, F4, E4. Tablature has fret numbers 3, 2, 0, 3, 2. Measure 42: Treble clef has eighth notes G4, A4, B4, G4, F4, E4. Tablature has fret numbers 3, 0, 2, 3, 0, 2. Measure 43: Treble clef has eighth notes G4, A4, B4, G4, F4, E4. Tablature has fret numbers 3, 0, 0, 2, 4. Measure 44: Treble clef has eighth notes G4, A4, B4, G4, F4, E4. Tablature has fret numbers 1, 0, 1, 3, 0.

45 46 47 48

TAB

1 2 2 4 0 2 | 4 0 2 0 1 2 | 0 2 0 4 2 0 | 3 2 4

Detailed description: This system contains measures 45 through 48. Each measure is shown with a treble clef staff and a guitar tablature staff. Measure 45: Treble clef has eighth notes G4, A4, B4, G4, F4, E4. Tablature has fret numbers 1, 2, 2, 4, 0, 2. Measure 46: Treble clef has eighth notes G4, A4, B4, G4, F4, E4. Tablature has fret numbers 4, 0, 2, 0, 1, 2. Measure 47: Treble clef has eighth notes G4, A4, B4, G4, F4, E4. Tablature has fret numbers 0, 2, 0, 4, 2, 0. Measure 48: Treble clef has eighth notes G4, A4, B4, G4, F4, E4. Tablature has fret numbers 3, 2, 4.

49 50 51 52

TAB

0 2 0 2 3 | 0 4 1 2 | 3 2 3 0 | 2 3 0 2 3 0

Detailed description: This system contains measures 49 through 52. Each measure is shown with a treble clef staff and a guitar tablature staff. Measure 49: Treble clef has eighth notes G4, A4, B4, G4, F4, E4. Tablature has fret numbers 0, 2, 0, 2, 3. Measure 50: Treble clef has eighth notes G4, A4, B4, G4, F4, E4. Tablature has fret numbers 0, 4, 1, 2. Measure 51: Treble clef has eighth notes G4, A4, B4, G4, F4, E4. Tablature has fret numbers 3, 2, 3, 0. Measure 52: Treble clef has eighth notes G4, A4, B4, G4, F4, E4. Tablature has fret numbers 2, 3, 0, 2, 3, 0.

53 54 55 56

TAB

1 2 4 0 2 4 | 0 2 4 0 2 4 | 0 4 2 4 0 2 | 0 2 0 2

Detailed description: This system contains measures 53 through 56. Each measure is shown with a treble clef staff and a guitar tablature staff. Measure 53: Treble clef has eighth notes G4, A4, B4, G4, F4, E4. Tablature has fret numbers 1, 2, 4, 0, 2, 4. Measure 54: Treble clef has eighth notes G4, A4, B4, G4, F4, E4. Tablature has fret numbers 0, 2, 4, 0, 2, 4. Measure 55: Treble clef has eighth notes G4, A4, B4, G4, F4, E4. Tablature has fret numbers 0, 4, 2, 4, 0, 2. Measure 56: Treble clef has eighth notes G4, A4, B4, G4, F4, E4. Tablature has fret numbers 0, 2, 0, 2.

57 58 59 60

TAB

3 4 2 4 0 | 2 4 1 3 | 0 0 4 0 2 | 4 0 2 4 0 2

Detailed description: This system contains measures 57 through 60. Each measure is shown with a treble clef staff and a guitar tablature staff. Measure 57: Treble clef has eighth notes G4, A4, B4, G4, F4, E4. Tablature has fret numbers 3, 4, 2, 4, 0. Measure 58: Treble clef has eighth notes G4, A4, B4, G4, F4, E4. Tablature has fret numbers 2, 4, 1, 3. Measure 59: Treble clef has eighth notes G4, A4, B4, G4, F4, E4. Tablature has fret numbers 0, 0, 4, 0, 2. Measure 60: Treble clef has eighth notes G4, A4, B4, G4, F4, E4. Tablature has fret numbers 4, 0, 2, 4, 0, 2.

61 62 63 64

TAB

3 0 2 3 0 2 | 3 0 2 3 0 2 | 3 0 2 3 0 2 | 3 2 4 0 2 0

Detailed description: This system contains measures 61 through 64. Each measure is shown with a treble clef staff and a guitar tablature staff. Measure 61: Treble clef has eighth notes G4, A4, B4, G4, F4, E4. Tablature has fret numbers 3, 0, 2, 3, 0, 2. Measure 62: Treble clef has eighth notes G4, A4, B4, G4, F4, E4. Tablature has fret numbers 3, 0, 2, 3, 0, 2. Measure 63: Treble clef has eighth notes G4, A4, B4, G4, F4, E4. Tablature has fret numbers 3, 0, 2, 3, 0, 2. Measure 64: Treble clef has eighth notes G4, A4, B4, G4, F4, E4. Tablature has fret numbers 3, 2, 4, 0, 2, 0.

65 66 67 68

TAB

1 2 0 1 3 0 | 2 0 2 4 0 2 | 0 0 2 0 1 3 | 0 3 1 0 2 0

Detailed description: This system contains measures 65 through 68. Each measure is shown with a treble clef staff and a guitar tablature staff. Measure 65: Treble clef has eighth notes G4, A4, B4, G4, F4, E4. Tablature has fret numbers 1, 2, 0, 1, 3, 0. Measure 66: Treble clef has eighth notes G4, A4, B4, G4, F4, E4. Tablature has fret numbers 2, 0, 2, 4, 0, 2. Measure 67: Treble clef has eighth notes G4, A4, B4, G4, F4, E4. Tablature has fret numbers 0, 0, 2, 0, 1, 3. Measure 68: Treble clef has eighth notes G4, A4, B4, G4, F4, E4. Tablature has fret numbers 0, 3, 1, 0, 2, 0.

69 70 71 72

TAB

1 0 2 0 4 2 | 2 0 4 2 0 4 | 0 4 2 0 3 | 0 0 0 2 1

Detailed description: This system contains measures 69 through 72. The top staff is a treble clef with a key signature of one sharp (F#). Measure 69: quarter notes G4, A4, B4, C5, quarter note D5, quarter note E5, quarter note F#5. Measure 70: quarter notes G4, A4, B4, C5, quarter note D5, quarter note E5, quarter note F#5. Measure 71: quarter notes G4, A4, B4, C5, quarter note D5, quarter note E5, quarter note F#5. Measure 72: quarter notes G4, A4, B4, C5, quarter note D5, quarter note E5, quarter note F#5.

73 74 75 76

TAB

0 0 3 1 3 0 | 1 2 0 4 2 | 0 1 0 2 0 0 | 2 0 1 3 0

Detailed description: This system contains measures 73 through 76. Measure 73: quarter notes G4, A4, B4, C5, quarter note D5, quarter note E5, quarter note F#5. Measure 74: quarter notes G4, A4, B4, C5, quarter note D5, quarter note E5, quarter note F#5. Measure 75: quarter notes G4, A4, B4, C5, quarter note D5, quarter note E5, quarter note F#5. Measure 76: quarter notes G4, A4, B4, C5, quarter note D5, quarter note E5, quarter note F#5.

77 78 79 80

TAB

0 4 2 0 2 4 | 0 2 2 0 0 | 0 0 2 0 0 | 3 4 3 1 3

Detailed description: This system contains measures 77 through 80. Measure 77: quarter notes G4, A4, B4, C5, quarter note D5, quarter note E5, quarter note F#5. Measure 78: quarter notes G4, A4, B4, C5, quarter note D5, quarter note E5, quarter note F#5. Measure 79: quarter notes G4, A4, B4, C5, quarter note D5, quarter note E5, quarter note F#5. Measure 80: quarter notes G4, A4, B4, C5, quarter note D5, quarter note E5, quarter note F#5.

81 82 83 84

TAB

2 3 1 0 1 2 | 0 0 0 0 | 0 0 3 1 3 0 | 3 0 3 1 3

Detailed description: This system contains measures 81 through 84. Measure 81: quarter notes G4, A4, B4, C5, quarter note D5, quarter note E5, quarter note F#5. Measure 82: quarter notes G4, A4, B4, C5, quarter note D5, quarter note E5, quarter note F#5. Measure 83: quarter notes G4, A4, B4, C5, quarter note D5, quarter note E5, quarter note F#5. Measure 84: quarter notes G4, A4, B4, C5, quarter note D5, quarter note E5, quarter note F#5.

85 86 87 88

TAB

3 2 2 0 2 | 1 0 0 0 0 | 0 0 4 2 4 0 | 1 3 0 2

Detailed description: This system contains measures 85 through 88. Measure 85: quarter notes G4, A4, B4, C5, quarter note D5, quarter note E5, quarter note F#5. Measure 86: quarter notes G4, A4, B4, C5, quarter note D5, quarter note E5, quarter note F#5. Measure 87: quarter notes G4, A4, B4, C5, quarter note D5, quarter note E5, quarter note F#5. Measure 88: quarter notes G4, A4, B4, C5, quarter note D5, quarter note E5, quarter note F#5.

89 90 91 92

TAB

3 1 0 2 0 0 | 2 0 2 2 4 2 | 0 2 0 4 0 2 | 4 0 2 4 1 2

Detailed description: This system contains measures 89 through 92. Measure 89: quarter notes G4, A4, B4, C5, quarter note D5, quarter note E5, quarter note F#5. Measure 90: quarter notes G4, A4, B4, C5, quarter note D5, quarter note E5, quarter note F#5. Measure 91: quarter notes G4, A4, B4, C5, quarter note D5, quarter note E5, quarter note F#5. Measure 92: quarter notes G4, A4, B4, C5, quarter note D5, quarter note E5, quarter note F#5.

93 94 95 96

TAB

4 1 2 4 1 0 | 3 2 2 0 2 1 | 4 2 2 1 2 0 | 4 2 3 1 2 1

Detailed description: This system contains measures 93 through 96. Measure 93: quarter notes G4, A4, B4, C5, quarter note D5, quarter note E5, quarter note F#5. Measure 94: quarter notes G4, A4, B4, C5, quarter note D5, quarter note E5, quarter note F#5. Measure 95: quarter notes G4, A4, B4, C5, quarter note D5, quarter note E5, quarter note F#5. Measure 96: quarter notes G4, A4, B4, C5, quarter note D5, quarter note E5, quarter note F#5.

97 98 99 100

101 102 103 104

105 106 107 108

109 110 111 112

113 114 115 116

117 118 119 120

121 122 123 124

125 126 127 128

TAB

129 130 131 132

TAB

133 134 135 136

TAB

137 138 139 140

TAB

141 142 143 144

TAB

145 146 147 148

TAB

149 150 151 152

TAB

Musical notation for measures 153-156. The top staff shows the melody with treble clef and a key signature of one sharp (F#). The bottom staff shows the guitar tablature with fret numbers (0, 2, 3, 4) and string indicators (T, A, B).

Musical notation for measures 157-160. The top staff shows the melody with treble clef and a key signature of one sharp (F#). The bottom staff shows the guitar tablature with fret numbers (0, 2, 4).

Musical notation for measures 161-164. The top staff shows the melody with treble clef and a key signature of one sharp (F#). The bottom staff shows the guitar tablature with fret numbers (0, 2, 3, 4).

Musical notation for measures 165-168. The top staff shows the melody with treble clef and a key signature of one sharp (F#). The bottom staff shows the guitar tablature with fret numbers (0, 2, 3, 4).

Musical notation for measures 169-172. The top staff shows the melody with treble clef and a key signature of one sharp (F#). The bottom staff shows the guitar tablature with fret numbers (0, 2, 3, 4).

Musical notation for measures 173-176. The top staff shows the melody with treble clef and a key signature of one sharp (F#). The bottom staff shows the guitar tablature with fret numbers (0, 2, 4).

Musical notation for measures 177-180. The top staff shows the melody with treble clef and a key signature of one sharp (F#). The bottom staff shows the guitar tablature with fret numbers (0, 2, 4).

Musical notation for measures 181-184. The top staff shows the melody in treble clef with a key signature of one sharp (F#). The bottom staff shows the guitar tablature with fret numbers 0, 4, 2, 0, 0, 4, 0, 2, 2, 0, 0, 3, 1, 0, 1, 2, 1, 0, 3, 1, 0.

Musical notation for measures 185-188. The top staff shows the melody in treble clef. The bottom staff shows the guitar tablature with fret numbers 1, 0, 2, 4, 0, 2, 1, 0, 2, 0, 4, 0, 4, 2, 4, 0, 2, 1, 4, 2, 1, 4.

Musical notation for measures 189-192. The top staff shows the melody in treble clef. The bottom staff shows the guitar tablature with fret numbers 1, 4, 2, 1, 4, 2, 1, 0, 0, 2, 2, 0, 0, 2, 2, 0, 0, 0, 3, 3, 2, 2, 0.

Musical notation for measures 193-196. The top staff shows the melody in treble clef. The bottom staff shows the guitar tablature with fret numbers 3, 2, 2, 3, 2, 0, 2, 3, 2, 0, 0, 4, 4, 2, 4, 0, 4, 2, 0, 4, 2, 0.

Musical notation for measures 197-200. The top staff shows the melody in treble clef. The bottom staff shows the guitar tablature with fret numbers 0, 3, 0, 2, 3, 1, 3, 0, 1, 0, 2, 0, 0, 0, 2, 0, 0.

Musical notation for measures 201-204. The top staff shows the melody in treble clef. The bottom staff shows the guitar tablature with fret numbers 2, 4, 1, 2, 0, 4, 0, 2, 0, 1, 0, 4, 0, 1, 0, 3, 0, 0, 4.

Musical notation for measures 205-208. The top staff shows the melody in treble clef. The bottom staff shows the guitar tablature with fret numbers 2, 0, 3, 2, 1, 2, 1, 2, 4, 1, 2, 4, 0, 4, 2, 4, 0, 2, 0, 4, 0, 2, 1, 2.

209 210 211 212

213 214 215 216

217 218 219 220

2- Allemande

♩ = 85

221 222 223 224

225 226 227

228 229

230 231 232

233 234 235

TAB

236 237 238

TAB

239 240

TAB

241 242 243

TAB

244 245 246

TAB

247 248 249

TAB

250 251 252

TAB

253 254 255

TAB

256 257 258

TAB

259 260 261

TAB

3- Courante

♩ = 140

262 263 264

TAB

265 266 267

TAB

268 269 270

TAB

271 272 273

TAB

274 275 276

TAB

0 2 0 4 0 0 2 2 | 2 | 2 4 3 2 0 4 0 2 0 1

277 278 279

TAB

2 0 4 0 2 1 0 2 | 2 0 1 0 0 0 1 2 0 1 3 0 1 0 | 4 4 1 2 2 0 3 2

280 281 282

TAB

3 1 0 2 0 0 2 3 2 0 1 | 1 0 2 0 3 5 3 1 | 1 0 1 3 0 2 2 0 2

283 284 285

TAB

3 3 0 0 0 1 3 | 1 0 2 0 0 2 0 2 0 2 | 3 2 0 4 0 3 1 0 0 2 4 2

4- Sarabande

$\text{♩} = 45$

286 287 288

TAB

2 0 0 4 4 2 | 2 2 0 3 0 2 2 | 0 0 1 2 3

289 290 291 292

TAB

0 1 1 2 1 | 2 1 1 2 0 | 2 0 1 2 0 | 2 0 1 0 1 0

293 294 295 296

TAB

4 2 3 1 0 3 | 1 0 4 0 0 4 | 3 | 3 0 4 0 1

297 298 299 300

TAB

301 302 303 304

TAB

5- Gavotte I/II

♩ = 120

305 306 307 308

TAB

309 310 311 312

TAB

313 314 315

TAB

316 317 318

TAB

319 320 321

TAB

322 323 324

TAB

1 2 4 1 0 1 | 2 0 1 2 2 | 0 1 2 1 0 0

2 0 0 0 0 0 | 3 0 0 0 0 0 | 0 0 0 0 0 0

0 0 0 0 0 0 | 0 0 0 0 0 0 | 0 0 0 0 0 0

325 326 327

TAB

3 1 0 2 1 0 2 0 | 4 0 2 4 3 4 | 0 2 4 0 3 0

2 0 0 0 0 0 0 0 | 3 0 2 4 3 4 | 2 4 0 2 0 2

0 0 0 0 0 0 0 0 | 0 0 0 0 0 0 0 0 | 0 0 0 0 0 0 0 0

328 329 330

TAB

2 0 0 0 2 0 3 2 | 1 0 2 0 1 0 | 2 0 2 4 0 3

0 0 0 0 0 0 0 0 | 2 0 2 0 2 0 | 0 0 0 0 0 0

0 0 0 0 0 0 0 0 | 0 0 0 0 0 0 0 0 | 3 4 3 2 0 0 0 0

331 332 333

TAB

0 4 0 2 4 5 4 | 5 2 0 0 0 2 0 4 | 0 0 0 0

3 5 3 5 3 5 3 5 | 5 2 0 0 0 2 0 4 | 0 0 0 0

0 0 0 0 0 0 0 0 | 0 0 0 0 0 0 0 0 | 3 3 0 0 0 0 0 0

334 335 336

TAB

3 0 2 3 0 0 | 3 2 0 2 0 4 2 | 0 4 2 4 0 0

4 0 0 0 0 0 0 0 | 2 2 0 2 0 4 2 | 3 4 4 0 0 4 2

0 0 0 0 0 0 0 0 | 0 0 0 0 0 0 0 0 | 0 0 0 0 0 0 0 0

337 338 339

TAB

0 4 3 0 1 2 | 2 0 0 0 2 4 | 0 4 2 0 0 0 2 4

2 4 0 0 0 0 0 0 | 2 0 0 0 0 2 4 | 4 2 0 0 0 2 4

0 0 0 0 0 0 0 0 | 0 0 0 0 0 0 0 0 | 0 0 0 0 0 0 0 0

340 341 342

TAB

3 0 1 2 4 1 | 0 2 0 4 2 0 2 | 4 0 2 4 2 4

4 0 2 2 4 1 | 1 2 0 4 2 0 2 | 0 2 4 2 4

0 0 0 0 0 0 0 0 | 0 0 0 0 0 0 0 0 | 0 0 0 0 0 0 0 0

343 344 345

346 347 348

349 350 351

352 353

354 355

356 357

358 359

360 361

3 3 3 3 3 3 3 3

TAB: 0 3 1 0 1 3 1 0 2 | 1 2 0 2 4 1 2 1 2 0 2 1

Detailed description: This system contains measures 360 and 361. Measure 360 features a descending eighth-note triplet pattern: G4 (0), F#4 (3), E4 (1), D4 (0), C4 (1), B3 (3), A3 (1), G3 (0). Measure 361 features an ascending eighth-note triplet pattern: G3 (1), A3 (2), B3 (0), C4 (2), D4 (4), E4 (1), F#4 (2), G4 (1), A4 (2), B4 (0), C5 (2), D5 (1).

362 363

3 3 3 3 3 3 3 3

TAB: 2 0 3 2 3 0 3 1 2 0 2 1 | 2 2 0 4 0 2 0 1 2 0 2 1

Detailed description: This system contains measures 362 and 363. Measure 362 features an ascending eighth-note triplet pattern: G3 (2), A3 (0), B3 (3), C4 (2), D4 (3), E4 (0), F#4 (3), G4 (1), A4 (2), B4 (0), C5 (2), D5 (1). Measure 363 features a descending eighth-note triplet pattern: G4 (2), F#4 (2), E4 (0), D4 (4), C4 (0), B3 (2), A3 (0), G3 (1), F#3 (2), E3 (0), D3 (2), C3 (1).

364 365

3 3 3 3 3 3 3 3

TAB: 1 2 0 1 0 2 0 3 1 0 2 1 | 2 0 1 0 1 2 4 0 2 0 2 4

Detailed description: This system contains measures 364 and 365. Measure 364 features a descending eighth-note triplet pattern: G4 (1), F#4 (2), E4 (0), D4 (1), C4 (0), B3 (2), A3 (0), G3 (3), F#3 (1), E3 (0), D3 (2), C3 (1). Measure 365 features an ascending eighth-note triplet pattern: G3 (2), A3 (0), B3 (1), C4 (0), D4 (1), E4 (2), F#4 (4), G4 (0), A4 (2), B4 (0), C5 (2), D5 (4).

366 367

3 3 3 3 3 3 3 3

TAB: 0 3 1 0 2 0 1 0 2 0 4 2 | 1 2 4 2 1 4 2 0 1 0 2

Detailed description: This system contains measures 366 and 367. Measure 366 features a descending eighth-note triplet pattern: G4 (0), F#4 (3), E4 (1), D4 (0), C4 (2), B3 (0), A3 (1), G3 (0), F#3 (2), E3 (0), D3 (4), C3 (2). Measure 367 features an ascending eighth-note triplet pattern: G3 (1), A3 (2), B3 (4), C4 (2), D4 (1), E4 (4), F#4 (2), G4 (0), A4 (1), B4 (4), C5 (2), D5 (0).

368 369 370 371

3 3 3 3 3 3 3 3

TAB: 0 2 0 4 0 2 0 4 2 1 2 4 | 2 0 0 0 | 1 3 0 5 3 2

Detailed description: This system contains measures 368, 369, 370, and 371. Measure 368 features a descending eighth-note triplet pattern: G4 (0), F#4 (2), E4 (0), D4 (4), C4 (0), B3 (2), A3 (0), G3 (4), F#3 (2), E3 (0), D3 (4). Measure 369 features a descending eighth-note triplet pattern: G4 (2), F#4 (0), E4 (4), D4 (2), C4 (1), B3 (2), A3 (4), G3 (2). Measure 370 is a whole note chord: G3 (2), B3 (0), D4 (0). Measure 371 features an ascending eighth-note triplet pattern: G3 (1), A3 (2), B3 (3), C4 (0), D4 (5), E4 (3), F#4 (2).

372 373 374

TAB: 0 0 1 2 1 0 | 2 4 4 1 4 0 | 0 4 2 0 0 0

Detailed description: This system contains measures 372, 373, and 374. Measure 372 features a descending eighth-note triplet pattern: G4 (0), F#4 (0), E4 (1), D4 (2), C4 (1), B3 (0), A3 (1), G3 (0). Measure 373 features a descending eighth-note triplet pattern: G4 (2), F#4 (4), E4 (4), D4 (1), C4 (4), B3 (4), A3 (0), G3 (4). Measure 374 features a descending eighth-note triplet pattern: G4 (0), F#4 (4), E4 (2), D4 (0), C4 (0), B3 (0), A3 (0), G3 (0).

375 376 377

TAB: 1 2 3 1 1 2 3 4 | 4 0 1 4 0 3 0 | 0 1 1 0 0 1 3 2

Detailed description: This system contains measures 375, 376, and 377. Measure 375 features a descending eighth-note triplet pattern: G4 (1), F#4 (2), E4 (3), D4 (1), C4 (1), B3 (2), A3 (3), G3 (4). Measure 376 features a descending eighth-note triplet pattern: G4 (4), F#4 (0), E4 (1), D4 (4), C4 (0), B3 (4), A3 (0), G3 (3). Measure 377 features a descending eighth-note triplet pattern: G4 (0), F#4 (1), E4 (1), D4 (0), C4 (0), B3 (0), A3 (1), G3 (3), F#3 (2).

378 379 380

TAB

2 3 3 2 0 3 2 0 | 2 3 0 2 0 2 | 3 0 2 3 3 0

381 382 383 384

TAB

2 0 3 2 0 3 | 0 | 3 0 | 1 2 4 1 1

0 4 4 3 | 4 2 | 4 2 | 2 4 0 1

385 386 387

TAB

2 0 1 2 2 | 0 1 2 0 0 | 3 1 0 2 1 0 2 0

3 | 0

388 389 390

TAB

4 0 2 4 3 4 | 0 2 4 0 3 0 | 2 0 0 2 0 3 2

3 3 3 2 2

391 392 393

TAB

1 0 2 0 1 0 | 2 0 2 4 0 0 3 | 0 4 0 2 4 5

2 0 | 3 4 3 2 | 5 5

394 395 396

TAB

5 2 0 0 2 0 4 | 0 0 0 | 3 0 2 3 0 0

5 0 0 4 | 0 0 4 | 4 1 0

397 398 399

TAB

3 2 0 2 2 0 4 2 | 0 4 2 4 0 | 0 4 3 0 1 2

2 | 3 4 4 0 4 2 | 2 4

400

T
A
B

403

T
A
B

406

T
A
B

Prélude

Uit: Cello Suite No. 5, BWV 1011

Johann Sebastian Bach (1685-1750)

Standaard stemming

♩ = 55

The image displays a guitar score for the 'Prélude' from Cello Suite No. 5 by Johann Sebastian Bach. The score is written in common time (C) and features a tempo of 55 quarter notes per minute. The music is in the key of D major. The score is presented in six systems, each consisting of a musical staff with a treble clef and a guitar tablature staff below it. The first system begins with a dynamic marking of *mf*. The tablature uses numbers 0-4 to indicate fret positions and includes various techniques such as triplets and slurs. The piece concludes with a final chord in the sixth system.

19 20 21

TAB 3 4 3 1 0 1 0 3 2 3 0 3 2 3 0 3 1 0 3 1 0 1 3 0 1

22 23

TAB 3 3 3 1 3 3 2 3 1 2 3 1 4 0 4 0 2 4 0 2 3 0 3 0 1 3 0 1

24 25

TAB 0 1 0 1 3 0 1 3 0 0 2 3 0 1 3 0 1 0 2 4 0 2 3 1 3 1 3 2

26 27 28 29

TAB 3 4 0 0 4 0 0 0 1 0 1 0 3 0 1 3 0 3 0 1 0 3 0 1

30 31 32 33

TAB 3 0 2 3 1 0 1 3 0 1 3 0 1 2 3 3 1 0

34 35 36 37

TAB 1 3 0 1 3 0 1 0 1 0 1 3 4 0 2 3 3 1 3 3

38 39 40 41

TAB 1 2 4 0 3 2 3 0 2 3 1 3 0 4 4 3 1 3 2

42 43 44 45

TAB

| | | | |
|-------------|-------------|-------------|-------------|
| 3 1 2 3 1 2 | 3 0 0 1 3 0 | 2 1 0 1 3 0 | 1 3 3 0 1 3 |
| 5 0 | | | |

46 47 48 49

TAB

| | | | |
|-------------|-------------|-------|---------|
| 0 1 3 0 1 3 | 0 3 1 0 3 1 | 4 3 0 | 1 3 1 3 |
|-------------|-------------|-------|---------|

50 51 52 53

TAB

| | | | |
|-------|-----------|-------------|-------------|
| 1 0 2 | 3 1 0 1 3 | 0 1 1 3 4 1 | 2 3 0 1 3 0 |
|-------|-----------|-------------|-------------|

54 55 56 57

TAB

| | | | |
|-------------|-------------|---------|-----------|
| 1 3 0 1 3 0 | 1 0 3 0 1 3 | 0 3 0 2 | 3 0 3 0 1 |
| 3 3 | | | |

58 59 60 61

TAB

| | | | |
|---------|-----------|-------------|-------------|
| 3 0 2 4 | 0 1 0 1 3 | 0 1 3 0 1 3 | 4 0 2 3 1 2 |
|---------|-----------|-------------|-------------|

62 63 64

TAB

| | | |
|-------------|-------------|-------------|
| 3 1 2 3 1 2 | 3 0 2 3 1 3 | 4 3 0 1 3 0 |
| 5 0 | 0 3 | 3 |

65 66 67 68

TAB

| | | | |
|-------------|-------------|-------------|-------------|
| 1 3 0 1 3 1 | 3 1 3 0 1 3 | 0 1 3 0 1 3 | 1 3 1 0 3 1 |
|-------------|-------------|-------------|-------------|

69 70 71 72

TAB

1 0 3 1 0 3 | 3 1 0 3 1 0 | 1 0 3 1 | 1 0 3 1

73 74 75 76

TAB

0 1 3 1 3 0 | 1 3 1 0 3 | 1 1 0 3 0 1 | 3 0 1 3 1

77 78 79 80

TAB

1 0 3 1 3 0 | 1 3 3 1 1 | 1 0 3 0 1 | 3 0 3 2 3

81 82 83 84

TAB

3 3 1 0 1 3 | 1 1 1 | 0 1 3 1 3 0 | 4 0 4 1 4

85 86 87 88

TAB

3 3 3 0 3 | 1 1 1 1 | 0 1 0 2 0 0 | 1 3 1 3

89 90 91 92

TAB

4 1 0 3 0 1 | 3 0 2 3 3 | 1 3 1 0 1 3 | 0 1 3 0 2 3

93 94 95 96

TAB

0 2 3 0 2 1 | 1 3 3 1 3 2 | 0 3 3 2 3 1 | 0 3 3 2 3 1

97 98 99 100

TAB 3 0 1 0 0 0 | 1 0 1 1 3 | 1 2 3 2 1 2 | 0 1 0 3 0 1

101 102 103 104

TAB 1 1 0 3 0 3 | 4 | 3 1 3 3 | 1 | 0 2

105 106 107 108

TAB 3 2 3 0 | 2 3 1 2 4 0 | 2 4 0 2 4 3 | 1 0 0 3 0 4

109 110 111 112

TAB 3 0 | 0 3 1 3 0 | 1 0 0 2 3 0 | 2 3 1 0 1 3

113 114 115 116

TAB 4 3 3 0 1 3 | 2 0 1 0 1 | 3 0 3 0 1 3 | 0 3 1 0 3

117 118 119 120

TAB 1 0 0 1 3 0 | 1 3 2 3 0 2 | 3 1 0 1 3 0 | 2 1 4 1 3 4

121 122 123

TAB 1 3 2 3 0 2 | 3 4 3 4 1 3 | 4 0 3 0 1 3

Musical notation for measures 124-126. Measure 124: Treble clef, quarter notes G4, A4, B4, C5. Measure 125: Treble clef, quarter notes G4, A4, B4, C5. Measure 126: Treble clef, quarter notes G4, A4, B4, C5. TAB: 0 0 0 1 0 | 0 1 3 4 1 3 | 4 3 4 1 3 0

Musical notation for measures 127-129. Measure 127: Treble clef, quarter notes G4, A4, B4, C5. Measure 128: Treble clef, quarter notes G4, A4, B4, C5. Measure 129: Treble clef, quarter notes G4, A4, B4, C5. TAB: 2 3 0 1 3 0 | 1 0 3 2 3 0 | 1 3 1 2 3 1

Musical notation for measures 130-132. Measure 130: Treble clef, quarter notes G4, A4, B4, C5. Measure 131: Treble clef, quarter notes G4, A4, B4, C5. Measure 132: Treble clef, quarter notes G4, A4, B4, C5. TAB: 2 3 3 1 0 3 | 1 2 1 3 1 1 | 3 0 0 3 2 0

Musical notation for measures 133-135. Measure 133: Treble clef, quarter notes G4, A4, B4, C5. Measure 134: Treble clef, quarter notes G4, A4, B4, C5. Measure 135: Treble clef, quarter notes G4, A4, B4, C5. TAB: 3 3 1 0 1 3 | 0 1 3 0 2 3 | 0 2 3 0 2 1

Musical notation for measures 136-139. Measure 136: Treble clef, quarter notes G4, A4, B4, C5. Measure 137: Treble clef, quarter notes G4, A4, B4, C5. Measure 138: Treble clef, quarter notes G4, A4, B4, C5. Measure 139: Treble clef, quarter notes G4, A4, B4, C5. TAB: 4 3 3 1 3 2 | 3 1 | 1 3 0 3 0 | 1 3 0 3 0

Musical notation for measures 140-143. Measure 140: Treble clef, quarter notes G4, A4, B4, C5. Measure 141: Treble clef, quarter notes G4, A4, B4, C5. Measure 142: Treble clef, quarter notes G4, A4, B4, C5. Measure 143: Treble clef, quarter notes G4, A4, B4, C5. TAB: 1 3 1 0 3 | 0 3 1 0 3 1 | 0 1 3 1 3 | 4 0 1 3 1 3

Musical notation for measures 144-147. Measure 144: Treble clef, quarter notes G4, A4, B4, C5. Measure 145: Treble clef, quarter notes G4, A4, B4, C5. Measure 146: Treble clef, quarter notes G4, A4, B4, C5. Measure 147: Treble clef, quarter notes G4, A4, B4, C5. TAB: 3 1 0 3 1 | 0 3 1 0 3 1 | 0 3 3 0 1 3 | 0 3 1 0 3 1

148 149 150 151

TAB

0 3 4 1 3 0 | 1 3 1 1 0 1 | 4 3 0 1 3 | 0 4 3 0 1 3

152 153 154 155

TAB

1 4 3 0 1 3 | 4 4 3 0 1 3 | 0 4 3 0 1 3 | 3 1 3 0

156 157 158 159

TAB

1 0 1 | 0 3 1 0 3 | 1 0 1 3 1 | 0 1 0 3 0

3 3 3

160 161 162 163

TAB

1 3 0 | 1 0 3 0 1 | 3 0 2 | 3 1 0 1 3

164 165 166 167

TAB

0 1 3 0 1 3 | 1 0 2 0 1 0 | 1 3 3 1 | 1 3 1 0 1 3

168 169 170 171

TAB

2 1 3 1 0 | 1 0 3 0 1 3 | 2 1 0 3 1 0 | 1 0 3 0 1 3

172 173 174 175

TAB

1 0 3 2 0 | 2 0 3 2 0 3 | 1 0 0 3 3 1 | 1 3 3 1 0

2 3 3

176 177 178 179

180 181 182 183

184 185 186 187

188 189 190 191

192 193 194 195

196 197 198 199

200 201 202 203

204 205 206 207

T
A
B

4 3 1 0 1 0 | 1 4 0 0 1 2 | 3 2 3 3 | 1 2 3 3

Sarabande

Uit: Cello Suite No. 5, BWV 1011

Johann Sebastian Bach (1685-1750)

Standaard stemming- ♩ = 49

1 2 3 4

5 6 7 8

9 10 11 12

13 14 15

16 17 18

Musical score for guitar, measures 19-21. The score consists of two staves: a treble clef staff and a TAB staff. Measure 19: Treble staff has notes G4, A4, B4, C5, D5, E5, F#5, G5. TAB staff has fret numbers 3, 2, 1, 0, 2, 2, 4. Measure 20: Treble staff has notes G5, F#5, E5, D5, C5, B4, A4, G4. TAB staff has fret numbers 0, 2, 3, 1, 5. Measure 21: Treble staff has notes G4, A4, B4, C5, D5, E5, F#5, G5. TAB staff has fret numbers 0, 2. The score ends with a double bar line.

Gavotte 1 + 2

Uit: Cello Suite No. 5, BWV 1011

Johann Sebastian Bach (1685-1750)

Standaard stemming- ♩ = 120

mf

1 2 3 4 5 6 7 8 9 10 11 12 13 14 15 16

TAB

17 18 19

TAB

0 1 3 0 5 0 | 3 1 0 3 1 0 | 0 1 2 0 3 0

2 2 2 2 2 2 | 0 0 0 0 0 0 | 3 3 3 3 3 3

4 0 0 0 0 0 | 0 0 0 0 0 0 | 3 3 3 3 3 3

20 21 22

TAB

1 3 0 1 3 1 | 3 0 1 3 0 3 | 1 0 3 1 1 0

0 2 0 2 0 2 | 2 0 2 0 3 3 | 3 0 2 0 1 0

3 3 3 3 3 3 | 3 3 3 3 3 3 | 3 3 3 3 3 3

23 24 25

TAB

3 1 3 0 5 3 | 1 0 1 2 4 1 | 1 3 5 5 3 1 0

3 3 3 2 1 3 | 0 0 1 2 4 3 | 3 3 5 0 3 1 0

1 1 1 1 1 1 | 2 2 2 2 2 2 | 3 3 3 3 3 3

26 27 28

TAB

1 0 1 1 3 3 | 3 5 2 3 5 0 | 3 2 5 3 2 5 4 2

0 0 0 0 0 0 | 0 0 0 0 0 0 | 0 0 0 0 0 0

3 3 3 3 3 3 | 4 4 4 4 4 4 | 0 0 0 0 0 0

29 30 31

TAB

5 4 7 4 5 5 4 7 | 5 4 8 6 7 | 7 0 1 5 3 4

6 6 6 6 6 6 | 2 4 7 9 7 | 5 7 3 5 4

0 0 0 0 0 0 | 0 0 0 0 0 0 | 0 0 0 0 0 0

32 33 34

TAB

5 4 2 0 5 3 4 | 3 1 1 0 1 | 0 3 1 0 1 2

0 0 0 0 0 0 | 4 2 2 0 1 | 0 0 0 0 0 0

2 2 2 2 2 2 | 0 0 0 0 0 0 | 1 1 1 1 1 1

35 36 37

TAB: 0 1 2 0 3 0 | 1 3 0 1 1 3 | 0 0 1 0 2 1
2 0 3 2 0 2 3 0 2 1

38 39 40

TAB: 2 2 3 5 | 0 3 0 1 0 3 | 0 3 1 0 1 3 1 0 2
0 0 4 0 3 0 3 0 2

41 42 43

TAB: 1 2 0 0 0 1 0 3 | 0 3 1 0 1 3 1 0 2 1 2 0 | 2 0 0
2 5 3 2 0 4 0 0

44 45 46

TAB: 1 2 0 1 3 1 0 | 1 2 3 0 1 0 3 3 1 | 0 1 3 0 0 7 8 7 8 5 8 7
2 1 0 3 0 3 7 6

47 48

TAB: 8 7 0 8 7 5 8 7 0 4 5 2 | 5 2 0 3 5 2 0 4
7 7 9 2 0 4

49 50

TAB: 5 7 5 0 1 3 3 0 2 | 1 2 0 1 0 0 3 0 1 0 3
0 8 0 3 2 5 3 2

51 3 3 3 3 52 3 3 3 3

51 3 3 3 3 52 3 3 3 3

TAB 0 3 1 0 1 3 1 0 2 1 2 4 | 2 2 3 0 3 2 2 1 0 5 7 4

0 4 0 0 2 3 0 3 2 7

53 3 3 3 3 54 3 3 3 3

53 3 3 3 3 54 3 3 3 3

TAB 5 3 1 5 6 3 6 5 3 | 2 3 0 2 4 2 3 2 3 5 3 2

3 0 3 4 0 3 1

55 3 3 3 3 56 3 3 3 3

55 3 3 3 3 56 3 3 3 3

TAB 3 5 3 2 3 5 3 6 3 0 3 2 | 3 2 0 4 0 2 0 2 3 0 3 2

2 3 0 1

57 3 3 3 3 58 3 3 3 3

57 3 3 3 3 58 3 3 3 3

TAB 3 0 1 0 3 5 3 6 5 3 6 | 3 5 6 5 6 3 4 5 7 5 7 4

1 2 0 0

59 3 3 3 3 60 3 3 3 3

59 3 3 3 3 60 3 3 3 3

TAB 5 3 6 5 3 5 6 5 3 1 0 2 | 1 2 0 0 0 3 0 1 0 3

3 0 1 2 5 3 2

61 $\overset{3}{\text{---}}$ $\overset{3}{\text{---}}$ $\overset{3}{\text{---}}$ $\overset{3}{\text{---}}$ 62

T 0 3 1 0 1 3 1 0 2 1 2 4 2
A 3 0 2 2 4 2
B 3 0 2 0

Prélude

Uit: Cello Suite No. 6, BWV 1012

Johann Sebastian Bach (1685-1750)

Standaard stemming

♩ = 130

i p m i p m i p m i p a

TAB
0 5 0 0 5 4 0 5 0 5 3

m p i m i m i p i m a i

1/2B II

TAB
0 0 0 2 3 2 0 4 2 2 3 0 0 0 2 3 2 0 4 2 3

5

TAB
0 7 4 0 5 4 4 0 0 4 5 2 4 4 2 4 2 0 4 0 0

i p m i p i m

m p i m i a m p i m i a

TAB
7 4 0 7 5 4 0 5 4 0 4 2 4 5 4 2 4 1 2 4 2 1 2 0

m p i m i m a p i m i m

i p m i m i m a m a m

TAB
2 2 1 2 2 3 2 2 0 2 4 5 0 2 0 0 2 5 0 0 2 0 2

i a m i p m i p m i p a i p a

11 12 1/2B II

m p i m i m a i m a m a

13 14 B II

m p i

15 16

m p i m i a i a m i

17 18

m p i m i m a p i m t a m a p i m i m a p i m i m

19 20

i p m i m i m a m a m i a m

21 22 B VII

23 p i p p i p

TAB

0 0 0 0 0 0 0 0

9 8 9 11 12 11 9 8

25

TAB

0 0 0 0 0 0 0 0

9 12 8 11 9 12 8 11

0 0 10 0 0 0 0 0

9 12 11 10 12 9 11 10

27

TAB

0 0 0 0 0 0 0 0

12 11 12 10 12 10 12 11

0 0 0 0 0 0 0 0

12 11 12 10 12 10 12 11

29

TAB

0 0 0 0 0 0 0 0

12 12 11 10 12 12 11 10

0 0 0 0 0 0 0 0

12 9 11 8 9 12 11 8

p m i i m i m i

TAB

0 0 0 0 0 0 0 0

9 8 7 7 6 5 4 3

0 0 0 0 3 2 5 3 2

3 3 4

m i a m i m i m i i m a i m i m a m i

TAB

3 2 3 2 3 2 3 5 7

3 4 3 4 3 4 2 3 5 7

9 7 7 7 6 7 8 0 10 9 12

2 0 3

m i a m a m i m i a m i a m i m

1/2B IX

1/2B IV

i m i p i m i m i m a m i m i p m i m i m

1/2B IV

p i a i m i p i m i m i

⑤ 40 B IV

p i m i m i m i

p i m i m i m i a i m i m i m a i

B I B II

m i m i p i p i m p m i m i m p i p p p i m i

p m i p i p m i m p i p

p m i p i p m i m i m i m a m i p i m a

m i m p i m i m i m i m a m i m i

a m i a m i m i m i m i a

m p i m i m i p m i m i

m i m a i m i m a m i m

TAB

0 1 0 2 3 3 0 0 3 2 3 | 1 2 0 1 2 0 4 2 0 1 2 4

3 3

i m a i m a m i p m i m i m i m i m i a i

TAB

4 2 1 3 2 5 3 2 3 1 | 0 0 2 0 3 2 0 0 2 0 3 2

3 3

a m i m i m i m i m a m

1/2B II

TAB

0 0 2 0 3 2 0 0 2 0 3 0 | 2 2 0 2 0 2 3 0 3 2 0 0

3 3

a m i m i m i p m i m i m i a i

B II

TAB

2 2 4 2 2 4 5 2 4 2 3 5 | 4 5 2 4 2 2 4 0 2 4 3 2

0 0

m p m i m i m i a m i m a i

1/2B II

TAB

4 5 2 4 2 2 4 5 2 4 3 0 | 1 2 4 1 0 2 3 0 2 1 0 4

0 0

m i m i m i m a i a m a m i m m a i

Musical notation for measures 67-68. Measure 67 contains a treble clef staff with a key signature of two sharps (F# and C#) and a 2/4 time signature. The melody starts with a quarter note G4 (fingering 3), followed by quarter notes A4 (4), B4 (0), C5 (3), D5 (4), E5 (1#), F#5 (2), G5 (4), and A5 (1#). A circled '2' is above the F#5 note. The bass staff shows a bass clef with a whole note chord of G2 (fingering 2) and B2 (fingering 4). Measure 68 continues the melody with quarter notes G4 (0), A4 (0), B4 (1), C5 (2), D5 (2), E5 (3), F#5 (0), G5 (2), A5 (2), and B5 (0). A circled '1' is above the F#5 note. The bass staff shows a bass clef with a whole note chord of G2 (fingering 0).

m i m m a m i m a i m a i

Musical notation for measures 69-70. Measure 69 continues the melody from measure 68 with quarter notes G4 (2), A4 (2), B4 (0), C5 (2), D5 (0), E5 (7), F#5 (8), G5 (10), A5 (7), B5 (9), C6 (10), D6 (12), E6 (7), F#6 (9), G6 (10), and A6 (12). A circled '2' is above the F#6 note, and a circled '1' is above the A6 note. The bass staff shows a bass clef with a whole note chord of G2 (fingering 2) and B2 (fingering 0). Measure 70 continues the melody with quarter notes G4 (1), A4 (4), B4 (1), C5 (3), D5 (1), E5 (3), F#5 (4), G5 (1), A5 (3), B5 (4), C6 (1), D6 (3), E6 (4), F#6 (1), G6 (3), A6 (4), and B6 (1). The bass staff shows a bass clef with a whole note chord of G2 (fingering 0).

Musical notation for measures 71-72. Measure 71 continues the melody with quarter notes G4 (1), A4 (4), B4 (2), C5 (3), D5 (1), E5 (3), F#5 (4), G5 (1), A5 (3), B5 (4), C6 (1), D6 (3), E6 (4), F#6 (1), G6 (3), A6 (4), and B6 (1). The bass staff shows a bass clef with a whole note chord of G2 (fingering 8) and B2 (fingering 12). Measure 72 continues the melody with quarter notes G4 (1), A4 (4), B4 (2), C5 (3), D5 (1), E5 (3), F#5 (4), G5 (1), A5 (3), B5 (4), C6 (1), D6 (3), E6 (4), F#6 (1), G6 (3), A6 (4), and B6 (1). The bass staff shows a bass clef with a whole note chord of G2 (fingering 10) and B2 (fingering 14).

Musical notation for measures 73-74. Measure 73 continues the melody with quarter notes G4 (1), A4 (4), B4 (2), C5 (3), D5 (1), E5 (3), F#5 (4), G5 (1), A5 (3), B5 (4), C6 (1), D6 (3), E6 (4), F#6 (1), G6 (3), A6 (4), and B6 (1). The bass staff shows a bass clef with a whole note chord of G2 (fingering 12) and B2 (fingering 15). Measure 74 continues the melody with quarter notes G4 (3), A4 (4), B4 (3), C5 (1), D5 (4), E5 (3), F#5 (4), G5 (1), A5 (4), B5 (3), C6 (4), D6 (3), E6 (4), F#6 (1), G6 (4), A6 (3), B6 (4), C7 (3), D7 (4), E7 (3), F#7 (4), G7 (3), A7 (4), and B7 (1). The bass staff shows a bass clef with a whole note chord of G2 (fingering 14) and B2 (fingering 15).

i m a m i m i

Musical notation for measures 75-76. Measure 75 continues the melody with quarter notes G4 (4), A4 (1), B4 (4), C5 (2), D5 (1), E5 (3), F#5 (4), G5 (1), A5 (3), B5 (4), C6 (1), D6 (3), E6 (4), F#6 (1), G6 (3), A6 (4), and B6 (1). A circled '3' is above the F#6 note. The bass staff shows a bass clef with a whole note chord of G2 (fingering 14) and B2 (fingering 12). Measure 76 continues the melody with quarter notes G4 (3), A4 (2), B4 (1), C5 (4), D5 (3), E5 (1), F#5 (3), G5 (1), A5 (3), B5 (4), C6 (3), D6 (1), E6 (2), F#6 (3), G6 (1), A6 (3), B6 (4), C7 (3), D7 (4), E7 (3), F#7 (4), G7 (3), A7 (4), and B7 (1). A circled '3' is above the F#7 note. The bass staff shows a bass clef with a whole note chord of G2 (fingering 10) and B2 (fingering 9).

i m a m i m i m a m i m

TAB: 7-5-7 8-5 5-3-5 7-3 | 3-2-3 5-2 2-4 2-3-5 5-2

i p i m i m

TAB: 2-0-2 3-0 0-2-3-0 2-2 | 3-2-3 4-0 2-4 2-4 2-4

i a m i p m p i p i p m i p i p m i m i

TAB: 0-0 2-4 2-0 2-4 0-4 | 3-4 0-2 0-3 0-4 2-4

m i m a i m i a m i m i

TAB: 0-2 2-0 12-10 9-12 10-8 7-0

m i m i m i

TAB: 5-3-2 5-3-2 2-0 3-2-0 2-3-2-0 2-1 4-0 2-1 4-2-0

p i m a i m i m i p

TAB: 4-2 2-2 2-5 5-5 2-2 2-2 2-5 5-5 2-2 2-2 4-0 4-2 2-4 0

1/2B II

86

TAB

p i p i p i a

87

TAB

m i m i m

88

TAB

m i m i m p i p i p i a a

89

TAB

m p m i p m i p a i p a i p m

1/2B II

90

TAB

i p m i p m i p m i p a

92

TAB

i m a p m p m p m

TAB
0

i m a i p i p i p i

TAB
0

p m a m i m

i a m i

1/2B II

TAB
4 2 2 0 0 2

1/2B III

1/2B II

TAB
(0) 2 1 0 4 3 2 0 2

i m a m i

i m i m i m i m a m a

③

TAB
4 2 3 2 4 4 2 1 2 4

i m i

a m i

1/2B VII

TAB
6 5 7 5 8 7 8 7 10 7 10 9

m i m i m i p i m a

1/2B VII —

104 105

T
A
B

7 9 0 9 0 0 0 4 7

Allemande

Uit: Cello Suite No. 6, BWV 1012

Johann Sebastian Bach (1685-1750)

Standaard stemming

♩ = 60

m i m i a m i m i 2424

mi a i m i m i im i m 2121 i m

ia i m i ma i m i a p i m a m i m a

m i a m i m i m pia i p i m i p i m m

GuitarJan.com (2024)

All Rights Reserved - International Copyright Secured

1/5

pim a pm pa pami m i m a pami i m m a 4242 i m i m a

1/2B II

③ ② ①

ia i m i a m 1212 i m i m ma i m m a m i m i

1/2B II

m i m a m i m a m i a m i 0303

0303

1. m i m i m a m i a m a 1212 i p m

1212

2. m i m i m a m i a m a 1212 i p a

1212

pim i m i 1/2B II m a m i

TAB: 0 2 3 2 0 3 2 0 2 3 2 0 2 5 3 2 5 3 2 4 2 5 4 5

i i m i m i m a a m i m ia m a m i m 1/2B II

TAB: 2 2 4 2 3 0 0 4 0 3 2 3 0 2 2 2 0 2 3 0 2 3 2 3 5 3 0 2

1/2B II i m i 1414 i m i 2424

TAB: 3 4 2 3 2 0 2 0 1 0 1 1 0 1 3 4 1 0 1 3 1 3 3 1 3 5

pim i m a i p i a m a pia a m i m 1/2B IV B II

TAB: 2 0 2 1 7 7 6 4 7 5 4 7 7 5 7 4 5 4 7 5 3 5 2

pia m i m i m i m i 1312 B II

TAB: 3 2 4 2 0 2 4 0 0 2 4 0 2 3 3 3 4 6 4 2 5 4 5 2

i m a m a m a im 3434 m pia i m a m m i m i m

②

B IV

TAB: 0 2 4 5 3 5 4 7 7 6 4 7 7 6 7 4 5 4 5 7 8 5 4 5 4 5

B II

TAB: 4 2 4 5 5 2 4 5 5 4 5 3 2 3 5 2 2 3 5 7 5 3 2 5 3 2 0 3

i a m i m i a i m i p i m a m a m p i m i m

1/2B IV 1/2B II

TAB: 0 2 5 3 2 5 3 5 4 5 5 4 5 7 6 4 4 4 7 5 3 2 3 4 2 4 1

i m ia p i m 0101 i m a m i m a m i

B V

TAB: 2 0 2 5 3 2 0 2 2 2 5 2 0 2 4 0 2 1 0 7 7 5 8 7 5 6 7 0 2 4 0 2

m i p i m a i m a i m i p i m i m i m a 1313 i

B II

TAB: 0 2 4 2 2 2 5 4 5 2 0 4 2 0 4 2 0 4 4 0 0 2 0 0

1.

m i m a m i a m i 4343 a

TAB

0 2 4 0 2 1 0 2 0 4 0 2 3 2 2 3 2 4 2 0 0 -2

2.

m i m a m i a m i

TAB

0 2 4 0 2 1 0 2 0 4 0 2 3 2 2 3 2 4 2 0 0

Courante

Uit: Cello Suite No. 6, BWV 1012

Johann Sebastian Bach (1685-1750)

Standaard stemming

♩ = 30

mf

B II

B II

18 19 20

TAB 5 4 2 0 2 4 5 2 4 6 7 4 6 4 7 5 7 4 6 7 4 6 7 4 2 2 4 6 2 5 2

21 22 23

TAB 5 4 6 7 4 6 7 5 4 5 7 4 2 2 4 2 0 4 0 2 1 4 2 1 4 2

24 25 26

TAB 4 2 1 4 1 2 2 0 3 2 4 2 5 3 2 0 2 2 2 0 3 2 0 7 4 5 7 0 4 3

27 28 29 30

TAB 2 2 3 5 2 6 5 0 3 0 5 5 5 3 2 5 2 2

31 32 33 34

TAB 2 2 4 2 0 3 2 5 4 2 3 2 3 2 3 2 0 3 2 5 3 5 6 5 3 2 0 3 2

35 36 37

TAB 3 4 2 4 5 7 5 7 4 7 4 5 4 5 7 5 7 4 6 7 6 6 5 0 2 4 5 4 5 2

38 39 40

⑤-----④ ③-----

TAB

5 2-4-2-4-5-4-5 2-4-6-2 | 4 4 3 0-2-4-2-4 0 | 4 0-2-0-2-4-2-4 0-2-4-0

41 42 43

②

TAB

2 3-2-0 3 3-2-0 7-6-4 7 | 7 5-3 7 0 3-2-0 2 0 3 | 0 4-6 3 4 2

44 45 46

B II

②

TAB

4 3 7 5 4 5 4 7 0 | 5 2 3 0 3 2 2 | 2 2 5 3 2 3 2 0 3

47 48 49

TAB

3 4 5 3 0 0 4 | 2 2 3 0 2 3 0 | 2 3 0 2 3 4 0

50 51

TAB

2 0 3 2 5 3 5 3 2 0 | 2 0 2 0 2 0 4 2 4 2 5 4

52 53

④-----④

TAB

5 2 4 0 2 4 2 5 4 7 6 | 7 4 5 2 4 5 4 7 6 9 8

54 55 56

④

TAB

0 0 0 1 1 2 3 4 5 2 2 4 1 5 | 5 7 4 1 2 4 0 1 2 2 4 5 2 2 4 1 5

57 58 59

TAB 3 4 2 0 4 6 3 7 7 6 5 6 5 5 5 4 2 0 4 2 4 3 5 4 2 5 4 2 0

60 61

TAB 2 2 5 0 4 2 0 2 4 5 4 0 2 4 2 4 2 0 4 0 2 4

62 63

TAB 2 0 2 3 2 3 2 0 2 0 2 3 2 3 0 2 0 2 0 3 2 3 0 2

64 65

TAB 0 2 3 5 3 2 5 3 2 0 2 0 4 0 2 4 0 2 4

B II

66 67

TAB 3 2 4 5 2 4 0 3 2 3 5 2 5 0

B II ⑤ ④ ⑥ ⑤

68 69

TAB 2 0 3 2 3 0 4 2 5 4 2 0 2 0 4 2 4 0 4 2 5 4 2 0

70 71

TAB 2 0 4 2 4 0 4 2 5 4 2 0 5 2 3 5 2 2 0

Musical score for guitar, measures 72-74. The score is written in a key signature of one sharp (F#) and includes a guitar tablature staff. The notation consists of a treble clef staff and a guitar tablature staff. Measure 72 contains a sequence of eighth notes: F#4, G4, A4, B4, C5, B4, A4, G4. Measure 73 contains a whole note chord: F#4, G4, A4, B4, C5, B4, A4, G4. Measure 74 contains a whole note chord: F#4, G4, A4, B4, C5, B4, A4, G4. The score includes first and second endings. The first ending is marked with a bracket and the number 1. The second ending is marked with a bracket and the number 2. The tablature staff shows the fret numbers for each note: 4, 0, 2, 4, 0, 4, 3, 0, 5, 0.

Sarabande

Uit: Cello Suite No. 6, BWV 1012

Johann Sebastian Bach (1685-1750)

Standaard stemming

♩ = 90

1/2B II

1/2B II

1/2B II

1/2B II 1/2B VII B V B VII

B VII B VII

B II

21 22 23 24

T
A
B

B II

25 26 27 28

T
A
B

B II

29 30 31 32

T
A
B

Gavotte 1

Uit: Cello Suite No. 6, BWV 1012

Johann Sebastian Bach (1685-1750)

Standaard stemming

♩ = 120

1 2 3 4

f

TAB

4 5 6

7 8 9

10 11 12

13 14 15

1/2B II

B I

Musical notation for measures 16-18. Measure 16 starts with a treble clef, a key signature of one sharp (F#), and a 3/8 time signature. The melody consists of eighth notes. The guitar tablature below shows fingerings for each note.

16 17 18

TAB

Musical notation for measures 19-21. Measure 19 has a key signature change to two sharps (F# and C#). The melody continues with eighth notes. The guitar tablature shows fingerings.

19 20 21

TAB

Musical notation for measures 22-24. Measure 22 has a key signature change to two sharps (F# and C#). The melody continues with eighth notes. The guitar tablature shows fingerings.

22 23 24

TAB

Musical notation for measures 25-27. Measure 25 has a key signature change to one sharp (F#). The melody continues with eighth notes. The guitar tablature shows fingerings.

25 26 27

TAB

Musical notation for measures 28-30. Measure 28 has a key signature change to one sharp (F#). Measure 29 has a key signature change to two sharps (F# and C#). Measure 30 has a key signature change to one sharp (F#). The melody continues with eighth notes. The guitar tablature shows fingerings.

28 29 30

TAB

Da Coda D.S. al Coda

Musical notation for measures 31-33. Measure 31 has a key signature change to one sharp (F#). Measure 32 has a key signature change to two sharps (F# and C#). Measure 33 has a key signature change to one sharp (F#). The melody continues with eighth notes. The guitar tablature shows fingerings.

31 32 33

TAB

Gavotte 2

Uit: Cello Suite No. 6, BWV 1012

Johann Sebastian Bach (1685-1750)

Standaard stemming

♩ = 140

1. *mf*

2. 3. 4. 5. 6. 7. 8. 9. 10. 11. 12. 13. 14. 15.

TAB

Musical notation for measures 16-18. The system includes a treble clef staff with a key signature of two sharps (F# and C#) and a 3/4 time signature. Below the staff are three lines for guitar tablature labeled T, A, and B. Measure 16: Treble staff has notes G4, A4, B4, C5. Tablature: T (0, 3, 1), A (0, 0, 0), B (3, 3, 3). Measure 17: Treble staff has notes G4, A4, B4, C5. Tablature: T (0, 3, 1), A (0, 0, 0), B (3, 3). Measure 18: Treble staff has notes G4, A4, B4, C5. Tablature: T (1, 0, 2), A (0, 1, 3), B (3, 3).

Musical notation for measures 19-21. The system includes a treble clef staff with a key signature of two sharps (F# and C#) and a 3/4 time signature. Below the staff are three lines for guitar tablature labeled T, A, and B. Measure 19: Treble staff has notes G4, A4, B4, C5. Tablature: T (0, 1, 0), A (0, 0, 0), B (3, 3, 3). Measure 20: Treble staff has notes G4, A4, B4, C5. Tablature: T (0, 3, 1), A (0, 0, 0), B (3, 3, 3). Measure 21: Treble staff has notes G4, A4, B4, C5. Tablature: T (0, 3, 1), A (0, 1, 3), B (3, 3).

Musical notation for measures 22-24. The system includes a treble clef staff with a key signature of two sharps (F# and C#) and a 3/4 time signature. Below the staff are three lines for guitar tablature labeled T, A, and B. Measure 22: Treble staff has notes G4, A4, B4, C5. Tablature: T (1, 0, 3), A (0, 0, 0), B (3, 3). Measure 23: Treble staff has notes G4, A4, B4, C5. Tablature: T (0, 2, 0), A (0, 2, 3), B (3, 3). Measure 24: Treble staff has notes G4, A4, B4, C5. Tablature: T (1, 0, 1), A (0, 2, 3), B (3, 3).

Musical notation for measures 25-27. The system includes a treble clef staff with a key signature of two sharps (F# and C#) and a 3/4 time signature. Below the staff are three lines for guitar tablature labeled T, A, and B. Measure 25: Treble staff has notes G4, A4, B4, C5. Tablature: T (0, 0, 2), A (0, 2, 3), B (3, 3). Measure 26: Treble staff has notes G4, A4, B4, C5. Tablature: T (1, 0, 3), A (0, 2, 3), B (3, 3). Measure 27: Treble staff has notes G4, A4, B4, C5. Tablature: T (1, 0, 2), A (0, 2, 3), B (3, 3). First ending (1.) and second ending (2.) are indicated above the staff.

Gigue

Uit: Cello Suite No. 6, BWV 1012

Johann Sebastian Bach (1685-1750)

Standaard stemming

♩ = 110

a im mai m ia m a m i m i a mi p a

1/2B II

m i a m i a

1/2B II

im a m i m i i m i ma a i m i

9 10 11

m i a m ia m a m ia m i m i m

B II

i m p i m i m i m i a im i m a

TAB: 1 0 2 1 0 3 7 5 4 5 7 0 | 3 2 3 3 5 | 2 0 2 3

ia m a m i m i a m i p i

TAB: 2 2 5 5 3 2 3 5 | 2 2 2 1 2 3 | 2 2 2 2

ma i i m i p p i m

TAB: 0 0 0 4 2 4 2 3 | 4 4 4 3 3 3 | 6 4 6 7 4 9 7 9 6 7

pm i ia p

1/2B VII 1/2B V

TAB: 7 9 7 9 7 9 0 0 0 | 5 5 5 5 5 0 0 0

im p a m i m i i m i a

I. 1/2B II

TAB: 2 2 2 0 0 0 | 0 3 2 0 3 2 0 2 1 | 2 2 2 0 4 5 5

2. i mai mi a im i m i m i a m p i m

i m i a m i p i m i m p i

m i m i a

m i a m i a

m i m i m a m i m i m i m i m a i m i

pm p i m i p im

m i m i m p i m i 1/2B IV

B II

p i a m m i a m i m a m m i

1/2B IV

a m i m i

1313 m

ia i m i m i p p i m i m i m i m

i m i m i a i m i a m i m i m i m i m i

mi mi ia mi m

B II

ia mi mim pimai mi mi mim imi

pmi imp

1. 2.

Prélude

Uit: Suite voor Luit, BWV 995

Johann Sebastian Bach (1685-1750)

Standaard stemming

♩ = 60

The image displays a guitar score for the 'Prélude' from the Suite for Lute, BWV 995 by Johann Sebastian Bach. The score is written in standard tuning and 3/4 time, with a tempo of 60 beats per minute. It consists of five systems of music, each with a treble clef staff and a guitar tablature staff. The first system begins with a dynamic marking of *mf*. The tablature includes various fret numbers and techniques such as triplets and slurs. The piece concludes at measure 10.

Musical notation for measures 11 and 12. Measure 11 features a treble clef with a key signature of one sharp (F#) and a common time signature. The melody consists of quarter notes: G4, A4, B4, C5, B4, A4, G4. The bass line has a whole note chord of G2, B2, D3. Measure 12 continues the melody with quarter notes: G4, A4, B4, C5, B4, A4, G4. The bass line has a whole note chord of G2, B2, D3.

TAB: 8 10 8 8 0 | 8 7 10 8 7 8 | 10 9 7 9 7 0 | 1 0 1 0 5 5

Musical notation for measures 13 and 14. Measure 13 features a treble clef with a key signature of one sharp (F#) and a common time signature. The melody consists of quarter notes: G4, A4, B4, C5, B4, A4, G4. The bass line has a whole note chord of G2, B2, D3. Measure 14 continues the melody with quarter notes: G4, A4, B4, C5, B4, A4, G4. The bass line has a whole note chord of G2, B2, D3.

TAB: 5 0 2 0 | 3 5 2 3 5 6 7 | 6 5 6 5 0 0 | 5 8 6 5 6 8 5

Musical notation for measures 15 and 16. Measure 15 features a treble clef with a key signature of one sharp (F#) and a common time signature. The melody consists of quarter notes: G4, A4, B4, C5, B4, A4, G4. The bass line has a whole note chord of G2, B2, D3. Measure 16 features a treble clef with a key signature of one sharp (F#) and a common time signature. The melody consists of quarter notes: G4, A4, B4, C5, B4, A4, G4. The bass line has a whole note chord of G2, B2, D3.

TAB: 6 7 0 2 3 0 2 3 | 1 3 0 2 | 3 1 3 5 3 5 3 1 | 2 2

Musical notation for measures 17 and 18. Measure 17 features a treble clef with a key signature of one sharp (F#) and a common time signature. The melody consists of quarter notes: G4, A4, B4, C5, B4, A4, G4. The bass line has a whole note chord of G2, B2, D3. Measure 18 features a treble clef with a key signature of one sharp (F#) and a common time signature. The melody consists of quarter notes: G4, A4, B4, C5, B4, A4, G4. The bass line has a whole note chord of G2, B2, D3.

TAB: 0 1 0 3 | 3 1 0 1 3 0 8 10 7 8 | 8 7 10 8 7 9 | 3 3 0 0

Musical notation for measures 19 and 20. Measure 19 features a treble clef with a key signature of one sharp (F#) and a common time signature. The melody consists of quarter notes: G4, A4, B4, C5, B4, A4, G4. The bass line has a whole note chord of G2, B2, D3. Measure 20 features a treble clef with a key signature of one sharp (F#) and a common time signature. The melody consists of quarter notes: G4, A4, B4, C5, B4, A4, G4. The bass line has a whole note chord of G2, B2, D3.

TAB: 7 7 0 0 | 2 0 4 0 4 2 | 2 3 5 5 3 2 | 0 0 4 0 4 1

Musical notation for measures 21 and 22. Measure 21 features a treble clef with a key signature of one sharp (F#) and a common time signature. The melody consists of quarter notes: G4, A4, B4, C5, B4, A4, G4. The bass line has a whole note chord of G2, B2, D3. Measure 22 features a treble clef with a key signature of one sharp (F#) and a common time signature. The melody consists of quarter notes: G4, A4, B4, C5, B4, A4, G4. The bass line has a whole note chord of G2, B2, D3.

TAB: 3 5 4 2 | 5 3 5 0 2 0 4 0 2 4 0 | 3 1 2 2 0 | 3 1 2 2 0 3 2 3 5 2 3 5

Musical notation for measures 23-24. The top staff shows a melodic line in treble clef with a key signature of one sharp (F#). The bottom staff shows guitar tablature with fret numbers 4, 5, 4, 5, 7, 4, 5, 7, 2, 4, 2, 4, 5, 2, 4, 5, 4, 5, 4, 5, 7, 4, 5, 7, 7, 4, 6, 7, 4, 5, 7, 4.

Musical notation for measures 25-26. Measure 25 features a triplet of eighth notes. Measure 26 features a triplet of eighth notes and a dotted quarter note. The bottom staff shows guitar tablature with fret numbers 0, 2, 4, 5, 2, 3, 5, 7, 5, 3, 7, 3, 7, 5, 4, 5, 2, 5, 4, 5, 4, 0.

Musical notation for measures 27-31. Measure 27 is a whole note chord. Measures 28-31 show a melodic line. The bottom staff shows guitar tablature with fret numbers 0, 0, 1, 2, 4, 5, 5, 3, 5, 5, 3, 4, 1, 2, 1, 0, 1, 2.

Musical notation for measures 32-35. Measures 32-35 show a melodic line with triplets. The bottom staff shows guitar tablature with fret numbers 0, 1, 3, 0, 1, 2, 1, 2, 1, 2, 3, 1, 0, 1, 3, 0, 1, 3, 0, 1, 0, 1, 0, 5, 7.

Musical notation for measures 36-39. Measures 36-39 show a melodic line with slurs. The bottom staff shows guitar tablature with fret numbers 8, 5, 7, 5, 7, 3, 5, 2, 4, 0, 8, 7, 8, 9.

Musical notation for measures 40-42. Measures 40-42 show a melodic line with slurs. The bottom staff shows guitar tablature with fret numbers 7, 8, 10, 7, 8, 9, 7, 9, 8, 7, 10, 8, 7, 8, 9, 10, 7, 8, 10, 7, 9, 7.

43 44 45

TAB 8 9 0 2 4 0 | 2 5 0 1 3 0 | 1 3 2 0 1 2
7 0

46 47 48

TAB 0 1 3 0 1 3 | 0 3 1 0 2 0 | 5 2 0
3 3 0 2 3

49 50 51

TAB 3 1 | 7 0 4 6 | 0 7 3 2 3 0
2 0 2 3

52 53 54

TAB 1 3 0 1 3 | 1 2 0 1 3 0 | 1 3 0 1 3 0
2 2 0 0

55 56 57

TAB 1 2 2 0 | 0 3 0 1 2 1 | 3 1 0 2 0 0
0 3 0

58 59 60

TAB 2 0 2 2 4 2 | 0 2 0 4 0 2 | 4 0 2 0 1 2
0 2 3 0

61 62 63

TAB

0 2 3 5 2 | 3 5 2 3 5 2 | 3 5 2 3 5 7

1 2 4 2

64 65 66

TAB

8 0 5 7 | 1 3 0 1 3 5 | 7 0 0 1 3

0 7 0 3 0 7 3

67 68 69

TAB

0 1 3 0 6 3 | 5 3 6 5 3 5 | 6 5 3 5 0 2

3 3 0 3 5 0 2

70 71 72

TAB

3 5 0 2 0 4 | 1 0 2 0 3 | 5 0 3 1

4 5 0 2 0 4 0 3 0 2 3 5 0 3 1

73 74 75

TAB

0 5 3 1 3 0 | 1 1 4 3 | 1 0 3 0 1

2 2 0 2 1 4 3 0 2 3

76 77 78

TAB

3 0 1 3 5 | 1 0 2 0 2 0 | 1 3 0 3 0 3 1

3 0 3 3 2 0 2 0 2 3 0 2 3

Musical notation for measures 79-82. Measure 79: Treble clef, quarter notes G4, A4, B4, C5. Measure 80: Treble clef, quarter notes C5, B4, A4, G4. Measure 81: Treble clef, quarter notes G4, A4, B4, C5. Measure 82: Treble clef, quarter notes C5, B4, A4, G4.

TAB: Measure 79: 1-5-3-5, 3, 3-3. Measure 80: 3, 4-6. Measure 81: 3-6-5-6-3. Measure 82: 5-5-5, 5-3-5.

Musical notation for measures 83-86. Measure 83: Treble clef, quarter notes G4, A4, B4, C5. Measure 84: Treble clef, quarter notes C5, B4, A4, G4. Measure 85: Treble clef, quarter notes G4, A4, B4, C5. Measure 86: Treble clef, quarter notes C5, B4, A4, G4.

TAB: Measure 83: 5-8-6-8, 0. Measure 84: 8-8-8, 10-9-10. Measure 85: 7-7-7, 8-7-9. Measure 86: 5-5-5, 6-5-7.

Musical notation for measures 87-90. Measure 87: Treble clef, quarter notes G4, A4, B4, C5. Measure 88: Treble clef, quarter notes C5, B4, A4, G4. Measure 89: Treble clef, quarter notes G4, A4, B4, C5. Measure 90: Treble clef, quarter notes C5, B4, A4, G4.

TAB: Measure 87: 5-9-7-9-5. Measure 88: 5-7-7, 8. Measure 89: 8-7-5-7, 8. Measure 90: 5-2-3-4-3, 0.

Musical notation for measures 91-94. Measure 91: Treble clef, quarter notes G4, A4, B4, C5. Measure 92: Treble clef, quarter notes C5, B4, A4, G4. Measure 93: Treble clef, quarter notes G4, A4, B4, C5. Measure 94: Treble clef, quarter notes C5, B4, A4, G4.

TAB: Measure 91: 5-0, 3-2-3-0. Measure 92: 1-3-0, 1-2, 2. Measure 93: 0-1-2-4-1-0. Measure 94: 3-2-2-0-2-1.

Musical notation for measures 95-98. Measure 95: Treble clef, quarter notes G4, A4, B4, C5. Measure 96: Treble clef, quarter notes C5, B4, A4, G4. Measure 97: Treble clef, quarter notes G4, A4, B4, C5. Measure 98: Treble clef, quarter notes C5, B4, A4, G4.

TAB: Measure 95: 2-3-12-1, 4. Measure 96: 4-3-6, 6-7. Measure 97: 0-0-0, 7-5-4. Measure 98: 5-5-8-5, 5-5-5.

Musical notation for measures 99-102. Measure 99: Treble clef, quarter notes G4, A4, B4, C5. Measure 100: Treble clef, quarter notes C5, B4, A4, G4. Measure 101: Treble clef, quarter notes G4, A4, B4, C5. Measure 102: Treble clef, quarter notes C5, B4, A4, G4.

TAB: Measure 99: 7-5-7-5-7. Measure 100: 3-3-6-4, 4-4-4. Measure 101: 6-0-0, 5-6-3-8. Measure 102: 8, 7-9.

103 104 105 106

TAB

0 7 5 7 3 5 3 2 3 0 2 3 5 2 4 5

4 6 2 0 0 0

107 108 109 110

TAB

2 4 0 2 4 2 0 0 0 4 0 0 5 7 0 4 7 5 7 4

0 3 0 2 0 0 7 6

111 112 113 114

TAB

0 0 0 2 3 0 2 2 5 3 5 2 3 2 3 4 5 2 6 2 0 1 0 1

7 0 5 3 5 2 5 6 2 0 1 0 1

115 116 117 118

TAB

3 1 2 3 0 1 3 4 7 6 0 3 1 0 0 1 3 0 1 2 1 2 0 0

0 7 0 0 0 0

119 120 121 122

TAB

2 1 0 1 3 0 2 5 3 5 2 3 0 3 2 3 0 2 3 3 2 3 0 2

123 124 125 126

TAB

5 3 5 6 3 0 4 2 4 5 2 4 5 2 3 5 2 3 2 3 0 2 0

127 128 129 130

TAB

2 3 0 1 3 0 | 1 0 3 2 3 0 | 1 3 5 6 3 5 | 6 3 3 6 5 3

131 132 133 134

TAB

6 6 5 3 5 6 | 3 0 0 3 2 0 | 3 3 1 0 1 3 | 0 1 3 0 2 3

135 136 137 138

TAB

0 2 2 4 2 0 | 3 2 3 0 2 2 | 3 1 3 0 0 0 | 1 3 4 3 4

139 140 141 142

TAB

1 3 4 3 4 | 5 3 1 0 3 | 0 3 1 0 3 1 | 0 1 2 1 2

143 144 145 146

TAB

0 1 2 1 2 | 3 1 0 3 1 | 3 1 0 3 1 0 | 3 7 9 7 9

147 148 149 150

TAB

0 0 1 0 1 | 1 0 3 1 0 | 1 0 1 0 0 | 5 7 3 5 7

Musical notation for measures 151-154. The top staff shows a treble clef with a key signature of one sharp (F#) and a 4/4 time signature. The bottom staff shows guitar tablature with fret numbers and string numbers (T, A, B).

Measures 151-154:

- Measure 151: Treble clef, notes G4, A4, B4, C5. Tab: 8 5 7 5 7 8.
- Measure 152: Treble clef, notes D5, E5, F#5. Tab: 0 2 4 5.
- Measure 153: Treble clef, notes G5, A5, B5, C6. Tab: 3 2 3 0.
- Measure 154: Treble clef, notes D6, E6, F#6, G7. Tab: 2 1 4 2 3.

Musical notation for measures 155-158. The top staff shows a treble clef with a key signature of one sharp (F#) and a 4/4 time signature. The bottom staff shows guitar tablature with fret numbers and string numbers (T, A, B).

Measures 155-158:

- Measure 155: Treble clef, notes G4, A4, B4, C5. Tab: 1 0 5 4 2 0.
- Measure 156: Treble clef, notes D5, E5, F#5, G6. Tab: 5 0 1 3 0 0.
- Measure 157: Treble clef, notes A5, B5, C6, D7. Tab: 1 0 2 1 0 3.
- Measure 158: Treble clef, notes E6, F#6, G7, A7. Tab: 1 2 5 0 1 3 0.

Musical notation for measures 159-162. The top staff shows a treble clef with a key signature of one sharp (F#) and a 4/4 time signature. The bottom staff shows guitar tablature with fret numbers and string numbers (T, A, B).

Measures 159-162:

- Measure 159: Treble clef, notes B5, C6, D7, E7. Tab: 1 0 2 1 2 0.
- Measure 160: Treble clef, notes F#7, G8, A8, B8. Tab: 4 2 3 0 1 2.
- Measure 161: Treble clef, notes C9, D9, E9, F#9. Tab: 0 2 0 0 2 1.
- Measure 162: Treble clef, notes G9, A9, B9, C10. Tab: 0 3 3 0 1 3.

Musical notation for measures 163-166. The top staff shows a treble clef with a key signature of one sharp (F#) and a 4/4 time signature. The bottom staff shows guitar tablature with fret numbers and string numbers (T, A, B).

Measures 163-166:

- Measure 163: Treble clef, notes D9, E9, F#9, G10. Tab: 0 3 1 0 3 6.
- Measure 164: Treble clef, notes A10, B10, C11, D11. Tab: 5 3 8 10 7 9.
- Measure 165: Treble clef, notes E11, F#11, G12, A12. Tab: 10 8 10 10 9 10.
- Measure 166: Treble clef, notes B12, C13, D13, E14. Tab: 7 8 7 9 10 7.

Musical notation for measures 167-170. The top staff shows a treble clef with a key signature of one sharp (F#) and a 4/4 time signature. The bottom staff shows guitar tablature with fret numbers and string numbers (T, A, B).

Measures 167-170:

- Measure 167: Treble clef, notes F#14, G14, A14, B14. Tab: 8 12 9 10 12.
- Measure 168: Treble clef, notes C15, D15, E15, F#15. Tab: 6 8 7 4 5 7.
- Measure 169: Treble clef, notes G15, A15, B15, C16. Tab: 4 8 7 4 5 7.
- Measure 170: Treble clef, notes D16, E16, F#16, G17. Tab: 0 8 7 4 5 7.

Musical notation for measures 171-174. The top staff shows a treble clef with a key signature of one sharp (F#) and a 4/4 time signature. The bottom staff shows guitar tablature with fret numbers and string numbers (T, A, B).

Measures 171-174:

- Measure 171: Treble clef, notes A17, B17, C18, D18. Tab: 7 5 7 0.
- Measure 172: Treble clef, notes E18, F#18, G19, A19. Tab: 5 5 5 3 5.
- Measure 173: Treble clef, notes B19, C20, D20, E21. Tab: 4 3 4 6 0 3.
- Measure 174: Treble clef, notes F#21, G21, A21, B21. Tab: 5 5 5 3 5.

Musical notation for measures 175-178. The top staff shows the melody in treble clef with a key signature of one sharp (F#). The bottom staff shows the guitar tablature with fret numbers and string indicators (T, A, B).

Measures 175-178:

175: Treble clef, notes G4, A4, B4, C5. Bass clef, notes G2, B1. Tab: 0 5 4 7 0 | 1

176: Treble clef, notes G4, A4, B4, C5. Bass clef, notes G2, B1. Tab: 2 0 | 3 3

177: Treble clef, notes G4, A4, B4, C5. Bass clef, notes G2, B1. Tab: 1 5 3 5 5 | 2 0

178: Treble clef, notes G4, A4, B4, C5. Bass clef, notes G2, B1. Tab: 3 4 1 | 5 0

Musical notation for measures 179-182. The top staff shows the melody in treble clef. The bottom staff shows the guitar tablature with fret numbers and string indicators (T, A, B).

Measures 179-182:

179: Treble clef, notes G4, A4, B4, C5. Bass clef, notes G2, B1. Tab: 1 0 1 | 2

180: Treble clef, notes G4, A4, B4, C5. Bass clef, notes G2, B1. Tab: 0 1 3 0 6 3 | 0

181: Treble clef, notes G4, A4, B4, C5. Bass clef, notes G2, B1. Tab: 5 4 2 0 | 10 9

182: Treble clef, notes G4, A4, B4, C5. Bass clef, notes G2, B1. Tab: 10 7 8 7 8 7 | 10

Musical notation for measures 183-186. The top staff shows the melody in treble clef. The bottom staff shows the guitar tablature with fret numbers and string indicators (T, A, B).

Measures 183-186:

183: Treble clef, notes G4, A4, B4, C5. Bass clef, notes G2, B1. Tab: 10 8 0 6 7 | 8

184: Treble clef, notes G4, A4, B4, C5. Bass clef, notes G2, B1. Tab: 6 6 5 8 6 5 | 0

185: Treble clef, notes G4, A4, B4, C5. Bass clef, notes G2, B1. Tab: 6 5 7 0 1 2 | 0

186: Treble clef, notes G4, A4, B4, C5. Bass clef, notes G2, B1. Tab: 1 0 3 1 0 | 0

Musical notation for measures 187-190. The top staff shows the melody in treble clef. The bottom staff shows the guitar tablature with fret numbers and string indicators (T, A, B).

Measures 187-190:

187: Treble clef, notes G4, A4, B4, C5. Bass clef, notes G2, B1. Tab: 1 0 2 4 0 2 | 0

188: Treble clef, notes G4, A4, B4, C5. Bass clef, notes G2, B1. Tab: 1 0 2 1 4 | 1

189: Treble clef, notes G4, A4, B4, C5. Bass clef, notes G2, B1. Tab: 1 4 2 1 0 3 | 0

190: Treble clef, notes G4, A4, B4, C5. Bass clef, notes G2, B1. Tab: 1 0 0 3 3 1 | 1

Musical notation for measures 191-194. The top staff shows the melody in treble clef. The bottom staff shows the guitar tablature with fret numbers and string indicators (T, A, B).

Measures 191-194:

191: Treble clef, notes G4, A4, B4, C5. Bass clef, notes G2, B1. Tab: 1 2 2 2 0 | 0

192: Treble clef, notes G4, A4, B4, C5. Bass clef, notes G2, B1. Tab: 10 8 8 11 11 10 | 0

193: Treble clef, notes G4, A4, B4, C5. Bass clef, notes G2, B1. Tab: 8 7 7 8 11 | 7

194: Treble clef, notes G4, A4, B4, C5. Bass clef, notes G2, B1. Tab: 10 7 8 7 10 10 9 | 7

Musical notation for measures 195-198. The top staff shows the melody in treble clef with a key signature of one sharp (F#). The bottom staff shows the guitar tablature with fret numbers.

Measures 195-198:

9 7 9 0 0 | 5 4 2 0 | 5 | 3 1 3 0

0 | 2 | 0 | 3 2 0 3 | 2

Musical notation for measures 199-202. The top staff shows the melody in treble clef. The bottom staff shows the guitar tablature with fret numbers.

Measures 199-202:

1 | 5 3 0 1 | 3 | 1 0 1 2

0 3 2 0 | 3 | 2 0 4 2 | 0

Musical notation for measures 203-206. The top staff shows the melody in treble clef. The bottom staff shows the guitar tablature with fret numbers.

Measures 203-206:

6 5 4 5 | 6 5 4 0 1 0 | 2 1 3 2 1 2 | 1 2 4 1 2 0

0 | 0 | 0 | 0

Musical notation for measures 207-210. The top staff shows the melody in treble clef. The bottom staff shows the guitar tablature with fret numbers.

Measures 207-210:

1 0 2 0 1 3 | 0 0 1 2 2 1 | 0 0 3 0 2 | 3 2 3 0 3

0 | 2 | 0 | 0

Musical notation for measures 211-214. The top staff shows the melody in treble clef. The bottom staff shows the guitar tablature with fret numbers.

Measures 211-214:

0 2 3 2 0 | 3 2 3 0 3 | 2 0 2 3 2 0 | 3 2 3 0 1 2

2 0 | 3 0 | 2 0 | 3 0

Musical notation for measures 215-218. The top staff shows the melody in treble clef. The bottom staff shows the guitar tablature with fret numbers.

Measures 215-218:

1 1 0 2 1 4 | 0 3 1 0 2 | 3 5 2 4 | 1 0 3 1 0

2 | 3 | 4 | 0

Musical score for guitar, measures 219-223. The score consists of two staves: a treble clef staff and a TAB staff.

Measure 219: Treble clef staff shows a chord with notes G#4, B4, and D5. TAB staff shows fret numbers 5, 7, 4, 6.

Measure 220: Treble clef staff shows a rest. TAB staff shows fret numbers 8, 7, 9, 10, 0.

Measure 221: Treble clef staff shows a melodic line with notes G#4, A4, B4, C5, B4, A4, G#4. TAB staff shows fret numbers 1, 4, 0, 1.

Measure 222: Treble clef staff shows a chord with notes G#4, B4, and D5. TAB staff shows fret numbers 2, 1, 2.

Measure 223: Treble clef staff shows a chord with notes G#4, B4, and D5. TAB staff shows fret numbers 4, 3, 4, 5, 7, 0.

Allemande

Uit: Suite voor Luit, BWV 995

Johann Sebastian Bach (1685-1750)

Standaard stemming

♩ = 76

1 2 3 4 5 6 7 8

mf *mf*

TAB

5 8 6 5 6 7 5 4

4 5 7 5 3 2 3 0 2 12 1 0 2 1 2 3 1 0 2

1 0 3 3 0 3 1 3 0 1 0 2 1 2 0 1 0 1 3 5 3 5 6

8 5 5 7 0 6 5 3 5 7 5 8 5 3 10 1 5 3 2 3 2 3

9

TAB

5 3 2 3 5 2 8 8 6 8 5 6 5 3 6 5 3 5 4 5 3 4

2 2

4 4

11

TAB

3 3 5 0 2 0 3 2 0 2 3 0 1 0 6 8 7 5 7 8

3 3

2 2

13

TAB

10 8 7 5 8 6 5 6 10 9 10 9 7 9 10 9 7 5 4

10 10

8 8

15

TAB

4 5 8 8 7 5 7 5 0 7 4 5 4 2 2 0 2 0 2 4 6 4 5

4 4

7 7

17

TAB

7 5 4 5 7 8 5 7 8 7 5 7 4 0 2 0 2 3 2 3 2 3 2 0

7 7

4 4

1. 19

TAB

0 9 9 6 7 9 7 5 0 9 9 6 7 9 7

0 0

7 7

2. 20

Musical notation for measures 21-22. The top staff shows a treble clef with a key signature of one sharp (F#) and a 3/4 time signature. Measure 21 features a dotted quarter note followed by an eighth note triplet. Measure 22 continues with eighth notes and a triplet. The bottom staff shows guitar tablature with fret numbers: 7, 9, 9, 7 for the first measure and 5, 5, 9, 5, 7, 7, 6, 6 for the second measure.

Musical notation for measures 23-24. Measure 23 starts with a whole note chord, followed by eighth notes and a triplet. Measure 24 features a dotted quarter note, eighth notes, and a triplet. The bottom staff shows guitar tablature: 8, 9, 7, 0 for the first measure and 7, 7, 10, 8, 7, 8, 10, 8, 7, 7, 7, 8, 10, 7, 0, 2, 3, 2, 3, 2, 0, 2 for the second measure.

Musical notation for measures 25-26. Measure 25 has a dotted quarter note and eighth notes. Measure 26 features a triplet and eighth notes. The bottom staff shows guitar tablature: 3, 0, 2 for the first measure and 3, 1, 0, 5, 3, 5, 3, 6, 0, 3, 5, 1, 3, 7, 9, 10, 4, 5 for the second measure.

Musical notation for measures 27-28. Measure 27 has a dotted quarter note and eighth notes. Measure 28 features a triplet and eighth notes. The bottom staff shows guitar tablature: 1, 0, 2, 0, 0, 3, 1, 0, 1, 0 for the first measure and 1, 2, 3, 5, 2, 0, 6, 6, 5, 3, 5, 3, 6, 3 for the second measure.

Musical notation for measures 29-30. Measure 29 has a dotted quarter note and eighth notes. Measure 30 features a triplet and eighth notes. The bottom staff shows guitar tablature: 2, 0, 0, 5, 4, 2, 4 for the first measure and 3, 0, 1, 2, 3, 1, 3, 0, 10, 10, 1, 0, 3, 0, 3 for the second measure.

Musical notation for measures 31-32. Measure 31 has a dotted quarter note and eighth notes. Measure 32 features a triplet and eighth notes. The bottom staff shows guitar tablature: 3, 3, 10, 1, 5, 3, 2, 0, 3 for the first measure and 3, 3, 0, 6, 5, 7, 5, 6, 5, 7, 5, 9, 5, 7 for the second measure.

33

TAB 7 6 0 7 8 7 7 8 10 9 7 0 0 1 3 1

35

TAB 9 7 7 0 1 0 3 1 0 2 1 2 0 1 3 0 4 5 4 2 0 5 3 4 4

37

TAB 4 5 2 8 7 8 10 7 5 4 5 4 5 4 5 5 5 3 0 5 5 7 5 5 7 7 0 0 0

39

TAB 5 5 3 5 0 7

Courante

Uit: Suite voor Luit, BWV 995

Johann Sebastian Bach (1685-1750)

Standaard stemming

$\text{♩} = 76$

The image displays a musical score for the Courante by Johann Sebastian Bach, BWV 995, specifically for guitar. The score is presented in four systems, each consisting of a treble clef staff and a guitar tablature staff. The first system begins with a treble clef, a 4/4 time signature, and a tempo marking of $\text{♩} = 76$. The first measure of the first system is marked with a forte dynamic (*f*). The first system includes a first ending bracket labeled "B I". The second system includes a second ending bracket labeled "B I" and a tempo marking "02020". The third system includes a second ending bracket labeled "B II". The fourth system includes a second ending bracket labeled "B III". The tablature staff uses numbers 0-5 to indicate fret positions and includes various techniques like triplets and slurs.

13131

B II

B IV

TAB: 5 4 2 0 | 7 5 4 5 7 | 8 7 5 8 7 8 5 4 5 | 0

1.

B VII

⑤

⑥

f

TAB: 8 10 10 8 | 7 7 8 0 | 0 5 7 5 4 5 | 7 5 4 6 2

2.

2121

B V

TAB: 0 5 7 5 4 5 | 7 5 7 8 7 5 4 5 7 | 6 6 7 6 7 6 5 6

B I

③

TAB: 5 3 0 3 | 5 4 5 4 1 2 | 3 1 0 1 0 0 5 6 | 4 2 2 2 3 2 3

2424

B III

B I

TAB: 3 2 3 5 6 5 | 3 1 0 3 1 1 2 3 3 0 1 | 2 0 3 1 3 0 2 3 3 2 | 0 0 5 5 2

4343 4343

TAB

21 22 4242

TAB

B II 23 24 2020

TAB

1. 2. 25 26

TAB

Sarabande

Uit: Suite voor Luit, BWV 995

Johann Sebastian Bach (1685-1750)

Standaard stemming

♩ = 60

1 *a m* *i* *p* 2 *a m* *i* *p* 3 *a m* *i* *p* 4 *a* *m i* *B* *p*

5 *p* *i* *m i* 6 *p* *i* *m i* *m i* 7 *m p* *a* *i p* *m* *i p* *m* 8 *a p*

9 *m i* *m* *p* 10 *m i* *m* *p* 11 *a m* *i* *p* 12 *a* *m i* *m* *p*

13 *p* *i* *m i* *m i* 14 *p* *i* *m i* *m* 15 *m p* *i* *m p* *a* *i* 16 *p* *m i* *m*

Musical score for guitar, measures 17-20. The score consists of two staves: a treble clef staff with notes and dynamics, and a guitar tablature staff with fret numbers.

Measure 17: Treble clef staff has notes G4 (accented, *a*), A4 (*m*), B4 (accented, *a*), C5 (accented, *a*). Dynamics include *a*, *m*, *p*, *m*. Tablature: 8, 10, 8, 9.

Measure 18: Treble clef staff has notes G4 (accented, *a*), A4 (*m*), B4 (accented, *a*), C5 (accented, *a*). Dynamics include *a*, *m*, *p*, *a*. Tablature: 7, 6, 6, 7, 6.

Measure 19: Treble clef staff has notes G4 (accented, *a*), A4 (*m*), B4 (accented, *a*), C5 (accented, *a*). Dynamics include *mp*, *a*, *ip*, *a*. Tablature: 3, 1, 1, 2, 4.

Measure 20: Treble clef staff has notes G4 (accented, *a*), A4 (*m*), B4 (accented, *a*), C5 (accented, *a*). Dynamics include *p*, *i*, *a*, *m*, *a*. Tablature: 3, 1, 5.

Gavotte 1 + 2, Rondeau

Uit: Suite voor Luit, BWV 995
John Sebastian Bach (1685-1750)

Standaard stemming

♩ = 138

1 2 3

mf

4 5 6

7 8 9

10 11 12

TAB

1. 2.

13 14 15

16 17 18

19 20 21

22 23 24

25 26 27

28 29 30

TAB

31 32 33

TAB

34 35 36

TAB

Da Coda 1. 2.

37 38 39

TAB

40 41

TAB

42 43

TAB

44 45

TAB

46 47

TAB

0 1 3 0 0 7 8 7 8 10 8 7 | 8 7 9 8 7 10 8 7 9 8 9 7

3 2 7 6 7 0 7 7

48 49

TAB

0 0 3 0 1 0 3 | 0 3 1 0 1 3 1 0 2

0 2 0 3 0 2 0 0 | 2 0 4 0 2

50 51

TAB

1 2 0 0 1 0 3 0 1 0 3 | 0 3 1 0 1 3 1 0 2 1 2 0

2 0 3 2 3 2 | 3 0 2 2 2 0

52 53

TAB

2 2 3 0 3 2 2 1 0 10 7 9 | 10 3 6 5 6 3 6 0 3

0 2 3 0 3 2 7 | 8 0 3 4

54 55

TAB

2 3 0 2 0 2 3 2 3 0 3 2 | 3 1 3 2 3 1 3 2 3 0 3 2

0 3 1 2 3 | 2 3

56 57

TAB

58 59

TAB

60 61

TAB

1. 2. D.S. al Coda

62 63

TAB

64

TAB

Gigue

Uit: Suite voor Luit, BWV 995

Johann Sebastian Bach (1685-1750)

Standaard stemming

♩ = 208

1 *mf* 2 3 4 *mf*

5 6 7 8 9

10 11 12 13 14

15 16 17 18 19

20 21 22 23 24

TAB

25 26 27 28

TAB 1 3 | 1 | 0 1 3 | 0 3 2 | 2

29 30 31 32 33

TAB 3 0 1 2 | 0 7 7 5 | 5 5 8 7 5 | 5 5 8 7 | 4 7 4

34 35 36 37

TAB 7 5 3 2 | 3 7 0 | 0 0 | 0 5 | 2 0 7 9 6 7

38 39 40 41

TAB 5 7 8 | 7 | 5 4 0 | 0 2 4 | (7) 0 7 | 3 0 2 2 | 0 0 2 4

42 43 44 45

TAB (0) 3 0 | 2 0 3 | 6 3 5 | 1 0 3 2 | 2 0 | 2 2 | 4 0 | 0 0 2

46 47 48 49 50

TAB 3 1 1 | 0 3 1 | 5 6 3 | 0 3 1 0 | 3 3 0 | 3 0 | 1 0 3 | 3 0 2 0

51 52 53 54

TAB

| | | | | | | | | | | | | | | | |
|---|---|---|---|---|-----|---|---|---|---|---|---|---|-----|---|---|
| 3 | 2 | 3 | 1 | 0 | 1 | 2 | 5 | 5 | 4 | 0 | 3 | 1 | 3 | 4 | 7 |
| 0 | | | | | (0) | | | 2 | | 2 | | | (2) | | 0 |

55 56 57 58

TAB

| | | | | | | | | | | | | | | | |
|---|---|---|---|---|----|---|--|---|--|----|---|---|---|---|---|
| 5 | 0 | 8 | 7 | 0 | 10 | 8 | | 9 | | 10 | 9 | 7 | 9 | | |
| 3 | | 0 | | 4 | 0 | 0 | | 7 | | 10 | 8 | | | 7 | 7 |

59 60 61

TAB

| | | | | | | | | | | | | | | | |
|----|---|---|---|---|----|----|---|----|---|----|---|--|--|--|--|
| 10 | 7 | 8 | 7 | 9 | 10 | 10 | 9 | 10 | 9 | 10 | 7 | | | | |
| 8 | | 7 | 0 | | 7 | 0 | | | | | | | | | |

62 63 64 65 66

TAB

| | | | | | | | | | | | | | | | |
|-----|-----|---|-----|---|---|---|---|---|---|---|---|--|--|---|---|
| 0 | (0) | 5 | (5) | 3 | 1 | 0 | 1 | 0 | 3 | 2 | 3 | | | | |
| (0) | | 0 | 3 | 2 | 3 | 2 | 0 | 3 | 1 | 0 | | | | 3 | 2 |
| | | | | | | | | | | | | | | 5 | 3 |

67 68 69 70

TAB

| | | | | | | | | | | | | | | | |
|-----|---|---|---|---|---|---|---|---|-----|---|---|---|---|---|---|
| (3) | 5 | 4 | 2 | 1 | 2 | 0 | 3 | 2 | (1) | 2 | 1 | 0 | 3 | 1 | |
| 2 | | | | | | | | | 3 | | 2 | 1 | | | 2 |

71 72 73 74

TAB

| | | | | | | | | | | | | | | | |
|---|---|---|---|---|---|---|--|--|-----|--|---|---|--|---|--|
| 0 | 0 | 1 | 2 | 2 | 1 | 2 | | | (2) | | | | | | |
| 3 | | 0 | 2 | | | 0 | | | 0 | | 3 | 2 | | 0 | |

Prélude

Uit: Suite voor Luit, BWV 996

Johann Sebastian Bach (1685-1750)

Standaard stemming

♩ = 90

The image displays five systems of musical notation for a guitar piece. Each system consists of a treble clef staff with a key signature of one sharp (F#) and a common time signature (C). Below each staff is a guitar tablature (TAB) line with six strings. The first system starts with a measure of rest followed by a series of eighth notes, marked with a dynamic of *mf*. The second system continues with eighth notes and includes a slur. The third system features a triplet of eighth notes and a slur. The fourth system begins with a measure of rest, followed by a series of eighth notes with a slur, and includes a dynamic of *mf*. The fifth system starts with a series of chords (dyads and triads) and ends with a final chord. The tablature includes various fret numbers and techniques like slurs and accents.

Musical notation for measure 7. Treble clef, key signature of one sharp (F#). The staff shows a sequence of notes: F#4, G4, A4, B4, A4, G4, F#4, E4, D4, C4. The guitar tablature below shows the corresponding fret numbers: 6, 3, 5, 3, 6, 4, 3, 4, 3, 3, 4, 7, 3, 4, 7.

Musical notation for measure 8. Treble clef, key signature of one sharp (F#). The staff shows notes: F#4, G4, A4, B4, A4, G4, F#4, E4, D4, C4. The guitar tablature below shows: /4, 4, 5, 2, 2, 5, 3, 5, 2, 2, 3, 3, 0, 2, 3.

Musical notation for measure 9. Treble clef, key signature of one sharp (F#). The staff shows notes: F#4, G4, A4, B4, A4, G4, F#4, E4, D4, C4. The guitar tablature below shows: 1, 1, 2, 5, 1, 2, 5, 5, 2, 5, 3, 6, 5, 3, 5, 4, 2.

Musical notation for measure 10. Treble clef, key signature of one sharp (F#). The staff shows notes: F#4, G4, A4, B4, A4, G4, F#4, E4, D4, C4. The guitar tablature below shows: 3, 3, 4, 2, 3, 4, 2, 4, 2, 2, 4, 1, 2, 0, 1, 3, 0.

Musical notation for measure 11. Treble clef, key signature of one sharp (F#). The staff shows notes: F#4, G4, A4, B4, A4, G4, F#4, E4, D4, C4. The guitar tablature below shows: 1, 2, 2, 0, 1, 2, 2, 0, 1, 5, 4, 5, 4, 0, 0, 3, 5, 0.

Musical notation for measure 12. Treble clef, key signature of one sharp (F#). The staff shows notes: F#4, G4, A4, B4, A4, G4, F#4, E4, D4, C4. The guitar tablature below shows: 2, 2, 3, 5, 2, 4, 2, 4, 0, 0, 0, 3, 1, 0, 0.

Musical notation for measures 13-14. The system includes a treble clef staff with a key signature of one sharp (F#) and a 7/8 time signature. Below the staff is a guitar tablature (TAB) with six lines. Measure 13 shows a chord with notes on strings 2, 3, and 4, followed by a melodic line. Measure 14 continues the melodic line with a trill on the 7th fret.

Musical notation for measures 15-16. Measure 15 features a complex melodic line with a trill on the 7th fret and a sequence of notes (8-7-5). Measure 16 continues with a melodic line and a trill on the 2nd fret.

Musical notation for measures 17-18. Measure 17 shows a chord with notes on strings 2, 3, and 4. Measure 18 continues with a chord and a melodic line.

Musical notation for measures 19-20. Measure 19 features a melodic line with a trill on the 2nd fret. Measure 20 continues with a melodic line and a trill on the 2nd fret.

Musical notation for measures 21-22. Measure 21 shows a melodic line with a trill on the 2nd fret. Measure 22 continues with a melodic line and a trill on the 2nd fret.

Musical notation for measures 23-24. Measure 23 features a melodic line with a trill on the 2nd fret. Measure 24 continues with a melodic line and a trill on the 2nd fret.

Musical notation for measures 28-31. Measure 28 starts with a treble clef and a key signature of one sharp (F#). The guitar tablature below shows fingerings for each measure.

TAB: 0 0 | (0) 3 2 3 | 2 3 1 3 | 0 1 1 1 0 2

Musical notation for measures 32-35. Measure 32 continues the melodic line with a treble clef and one sharp key signature.

TAB: 2 2 0 | 4 4 2 4 0 | 0 0 3 2 | 2 2 3 0

Musical notation for measures 36-40. Measure 36 features a treble clef and one sharp key signature. Measure 39 includes a double bar line and a measure rest.

TAB: 4 4 2 | 1 0 4 2 | 2 2 3 5 | (2) 0 4 0 | 7 7 5 4 (7) 6

Musical notation for measures 41-44. Measure 41 has a treble clef and one sharp key signature. Measure 44 includes a double bar line and a measure rest.

TAB: 3 3 2 3 0 | 5 5 5 7 | 7 0 7 6 6 4 6 7 | 8 0 5 0 5 7

Musical notation for measures 45-49. Measure 45 has a treble clef and one sharp key signature. Measure 49 includes a double bar line and a measure rest.

TAB: 7 2 0 2 3 | 3 3 2 3 | 0 5 3 1 5 5 | 2 3 2 3 0 | 2 7 5 7 3 3 0 4 0 2

Musical notation for measures 50-54. Measure 50 has a treble clef and one sharp key signature. Measure 54 includes a double bar line and a measure rest.

TAB: 5 3 3 0 0 | 0 0 0 2 5 | 2 3 5 3 0 3 7 8 2 5 3 3 5 3 4 0 0 2 3

Musical notation for measures 55-59. The system includes a treble clef staff with a key signature of one sharp (F#) and a guitar tablature staff below it. The tablature shows fret numbers for each string across five measures.

55 56 57 58 59

TAB: 2 2 0 2 2 | 3 3 1 | 0 0 0 0 | 1 1 0 1 2 | 0 0

2 2 5 2 | 4 4 2 4 0 | 5 5 2 4 0 | 2 2 0 2 | (2) 5 4 0 2

0

Musical notation for measures 60-63. The system includes a treble clef staff with a key signature of one sharp (F#) and a guitar tablature staff below it. The tablature shows fret numbers for each string across four measures.

60 61 62 63

TAB: (0) 4 2 4 0 | 0 0 0 | 1 2 1 | 0 0 0

4 2 0 | 2 | 2 0 4 0 2 | 4 4 2 4 0

Musical notation for measures 64-67. The system includes a treble clef staff with a key signature of one sharp (F#) and a guitar tablature staff below it. The tablature shows fret numbers for each string across four measures.

64 65 66 67

TAB: 6 8 5 6 | 4 7 4 4 | 0 0 2 3 0 | 2 5 2 2

5 5 7 5 | 4 4 4 | 0 0 4 | 2 2 2

0 (0) 3 (3)

Musical notation for measures 68-71. The system includes a treble clef staff with a key signature of one sharp (F#) and a guitar tablature staff below it. The tablature shows fret numbers for each string across four measures.

68 69 70 71

TAB: 3 3 5 1 3 | 0 3 3 0 | 1 5 2 5 2 | 3 7 4 7 4

2 2 4 2 | 0 2 (2) 4 0 | (4) 4 4 0

3 3 3

Musical notation for measures 72-75. The system includes a treble clef staff with a key signature of one sharp (F#) and a guitar tablature staff below it. The tablature shows fret numbers for each string across four measures, ending with a double bar line.

72 73 74 75

TAB: 0 2 3 | (3) 5 2 0 | 0 0 1 2 | 0 0 1 2

0 4 5 | 5 0 2 | 0 1 2 2 | 0 0 1 2

0 2 4 | 0 2 | 0 1 2 2 | 0 0 1 2

3 2 0 0 2

Allemande

Uit: Suite voor Luit, BWV 996

Johann Sebastian Bach (1685-1750)

Standaard stemming

♩ = 70

1

mf

B II

B V

B IV

1/2 B V

5

6

B III

7

8

T
A
B

1. 2. B IV

TAB

B IV 1/2B V 1/2B IV B IV

TAB

B VII B II

TAB

TAB

B V B VII

TAB

1.

19 20

T
B

2.

21 22

T
B

Courante

Uit: Suite voor Luit, BWV 996

Johann Sebastian Bach (1685-1750)

Standaard stemming

♩ = 120

1 2

mf *mf*

7

0 7 4 4 7 4 0 2 2 4 0 2

3

0 0 1 0 0 2 4 4 2 5 2 4 5 7

4 2 4 4 3

3 2 0 3 0 1 0 0 0 3 1 0 1 3 0 2

4 0 2 4 2 4 0 0 1 3 0 2 4 2 2

0 0 3 3 0 2 5 3

3 1 0 2 0 2 0 3 4 5 5 0 2 0 1 3 0 2 3 2 3 0

0 2 3 4 2 3 4 5 5 0 2 0 1 3 0 2 4 5

2 3 5 2 3 5 5 3 2 0 2 0 2 4 5

3 0 3 0 0

2 4 2 2 1 4 0 4 3 2

4 2 6 2 4 2 1 2 0 4 0 4 2

2424

1. 2.

TAB

| | | | | | | | | |
|---|---|---|---|---|---|---|---|---|
| 0 | 1 | 2 | 4 | 4 | 1 | 3 | 0 | 7 |
| 1 | 2 | 4 | 4 | 4 | 6 | 7 | 1 | 2 |
| 4 | 4 | 4 | 4 | 4 | 4 | 4 | 1 | 3 |
| 6 | 7 | 7 | 7 | 7 | 7 | 7 | 4 | 6 |
| 7 | 7 | 7 | 7 | 7 | 7 | 7 | 7 | 7 |

TAB

| | | | | | | | | | | | | | | | |
|---|---|---|---|---|---|---|---|---|---|---|---|---|---|---|---|
| 7 | 5 | 3 | 5 | 2 | 2 | 3 | 0 | 5 | 3 | 2 | 0 | 4 | 4 | 2 | 4 |
| 0 | 2 | 4 | 5 | 3 | 5 | 4 | 5 | 0 | 0 | 3 | 2 | 1 | 4 | 4 | 2 |
| 7 | 5 | 3 | 5 | 2 | 2 | 3 | 0 | 5 | 0 | 3 | 2 | 1 | 4 | 4 | 2 |
| 5 | 3 | 5 | 3 | 2 | 3 | 4 | 5 | 2 | 1 | 2 | 0 | 4 | 4 | 2 | 4 |
| 3 | 3 | 3 | 3 | 3 | 3 | 3 | 3 | 3 | 3 | 3 | 3 | 3 | 3 | 3 | 3 |

TAB

| | | | | | | | | | | | | | | | |
|---|---|---|---|---|---|---|---|---|---|---|---|---|---|---|---|
| 0 | 3 | 1 | 3 | 0 | 0 | 1 | 2 | 3 | 1 | 0 | 2 | 1 | 0 | 1 | 2 |
| 1 | 2 | 2 | 2 | 0 | 1 | 2 | 0 | 3 | 2 | 3 | 2 | 2 | 0 | 1 | 2 |
| 0 | 3 | 1 | 3 | 0 | 0 | 1 | 2 | 3 | 1 | 0 | 2 | 1 | 0 | 1 | 2 |
| 1 | 2 | 2 | 2 | 0 | 1 | 2 | 0 | 2 | 3 | 2 | 2 | 2 | 0 | 1 | 2 |
| 0 | 0 | 0 | 0 | 0 | 0 | 0 | 0 | 0 | 0 | 0 | 0 | 0 | 0 | 0 | 0 |

TAB

| | | | | | | | | | | | | | | | | |
|-----|---|---|---|---|---|---|---|---|---|---|---|---|---|---|---|---|
| (2) | 2 | 3 | 0 | 1 | 3 | 0 | 1 | 2 | 0 | 1 | 2 | 0 | 2 | 3 | 2 | 0 |
| 0 | 3 | 2 | 2 | 2 | 0 | 2 | 1 | 2 | 2 | 0 | 2 | 0 | 2 | 4 | 0 | 0 |
| 2 | 0 | 4 | 0 | 0 | 0 | 2 | 0 | 2 | 0 | 2 | 0 | 2 | 3 | 4 | 2 | 0 |
| 2 | 0 | 4 | 0 | 0 | 0 | 2 | 0 | 2 | 0 | 2 | 0 | 2 | 3 | 4 | 2 | 0 |
| 0 | 0 | 0 | 0 | 0 | 0 | 0 | 0 | 0 | 0 | 0 | 0 | 0 | 0 | 0 | 0 | 0 |

TAB

| | | | | | | | | | | | | | | | |
|---|---|---|---|---|---|---|---|---|---|---|---|---|---|---|---|
| 2 | 2 | 3 | 5 | 5 | 3 | 3 | 5 | 7 | 4 | 5 | 4 | 5 | 7 | 2 | 7 |
| 3 | 3 | 0 | 5 | 5 | 3 | 3 | 5 | 7 | 5 | 7 | 5 | 4 | 7 | 6 | 4 |
| 2 | 2 | 3 | 5 | 5 | 3 | 3 | 5 | 7 | 4 | 5 | 4 | 5 | 7 | 2 | 7 |
| 0 | 3 | 2 | 3 | 0 | 5 | 5 | 3 | 3 | 5 | 7 | 5 | 4 | 7 | 6 | 4 |
| 0 | 0 | 0 | 0 | 0 | 0 | 0 | 0 | 0 | 0 | 0 | 0 | 0 | 0 | 0 | 0 |

1/2B V

TAB

| | | | | | | | | | | | | | | | | | | | | | | | | |
|---|----|---|---|---|---|---|---|---|---|---|---|---|---|---|---|---|---|---|---|---|---|---|---|---|
| 8 | 10 | 7 | 7 | 5 | 7 | 8 | 4 | 0 | 2 | 2 | 0 | 4 | 0 | 2 | 3 | 1 | 0 | 2 | 3 | 4 | 4 | 0 | 0 | 0 |
| 9 | 9 | 9 | 9 | 4 | 4 | 4 | 4 | 0 | 0 | 0 | 0 | 0 | 0 | 0 | 0 | 2 | 0 | 2 | 3 | 4 | 4 | 0 | 0 | 2 |
| 0 | 10 | 8 | 8 | 2 | 2 | 2 | 2 | 3 | 3 | 3 | 3 | 3 | 3 | 3 | 3 | 0 | 0 | 0 | 0 | 0 | 0 | 0 | 0 | 4 |
| 0 | 10 | 8 | 8 | 2 | 2 | 2 | 2 | 3 | 3 | 3 | 3 | 3 | 3 | 3 | 3 | 0 | 0 | 0 | 0 | 0 | 0 | 0 | 0 | 4 |
| 0 | 0 | 0 | 0 | 0 | 0 | 0 | 0 | 0 | 0 | 0 | 0 | 0 | 0 | 0 | 0 | 0 | 0 | 0 | 0 | 0 | 0 | 0 | 0 | 0 |

11.

23. 24.

TAB

2 0 3 5 3 2 0 4 0 2 2 0 | 0 2 4 5 4 4 0 7

(2) 0 1 2 0 2 1 2 0 4 4 0 7

12.

25.

TAB

0 2 4 5 4 4 0 0 2 4 2

2 0 4 2 4 2

Sarabande

Uit: Suite voor Luit, BWV 996

Johann Sebastian Bach (1685-1750)

Standaard stemming

♩ = 100

1

mf

1 0 2 0 2 0 2 0 4 2

2

1 0 2 0 2 4 2 (2) 2 0 1 0 2 4 6

3

2 0 2 0 2 2 4 0 2 2 0

4

3 2 3 2 5 3 2 5 5 3 5 3 5 3 1

5

1 0 1 0 1 0 0 0 2 0 2 4

Musical notation for measures 7 and 8. Measure 7 includes a treble clef, a key signature of one sharp (F#), and a 7-measure phrase. Measure 8 includes an 8-measure phrase. The guitar tablature (TAB) below shows the fret numbers for each string.

TAB: 0 2 | 4 5 | 0 2 | 2 3 | 4 4 | 0 4 | 2 2 | 0 2 | 0 1 | 0 2 | 1 2 | 2 1

Musical notation for measure 9. Measure 9 includes a treble clef, a key signature of one sharp (F#), and a 9-measure phrase. The guitar tablature (TAB) below shows the fret numbers for each string.

TAB: 2 3 | 2 1 | 2 3 | 2 0 | 3 4 | 5 3 | 2 0 | 4 4 | 2

Musical notation for measure 10. Measure 10 includes a treble clef, a key signature of one sharp (F#), and a 10-measure phrase. The guitar tablature (TAB) below shows the fret numbers for each string.

TAB: 3 3 | 2 0 | 0 1 | 0 0 | 5 7 | 8 5 | 7 2 | 3

Musical notation for measures 11 and 12. Measure 11 includes a treble clef, a key signature of one sharp (F#), and an 11-measure phrase. Measure 12 includes a treble clef, a key signature of one sharp (F#), and a 12-measure phrase. The guitar tablature (TAB) below shows the fret numbers for each string.

TAB: 8 7 | 5 0 | 7 0 | 7 0 | 5 2 | 3 5 | 7 5 | 5 3 | 3 0 | 5 4 | 5 5

Musical notation for measure 13. Measure 13 includes a treble clef, a key signature of one sharp (F#), and a 13-measure phrase. The guitar tablature (TAB) below shows the fret numbers for each string.

TAB: 7 6 | 7 6 | 4 6 | 7 7 | 5 3 | 2 5 | 3 2 | 0 5 | 3 2 | 0

Musical notation for measure 14. Measure 14 includes a treble clef, a key signature of one sharp (F#), and a 14-measure phrase. The guitar tablature (TAB) below shows the fret numbers for each string.

TAB: 0 0 | 2 0 | 4 0 | 2 3 | 2 4 | 3

15

TAB 0 0 2 2 3 2 3 2 3 0

A 4 2 4 4

B 5 2 4 2

16

TAB 0 0 0

A 7 6 4

B 7 6 4

17

TAB 0 4 2 3 4 1 0 1

A 2 4 2 2 1 0 2

B 2 2 2 2 2 2 2

18

TAB 2 1 2 7 5 4 7 0 0 4 0 4 0 4

A 2 2 3 4 4 3

B 3 3 3 3 3 3

19

TAB 0 0 0 3 0 3 2 3

A 0 3 0 3 2 4

B (3) 4 4 4 4 4 4

20

TAB 4 3 4 8 7 5 3 3 2 3 2 3 2 0 2

A 4 4 5 0 1

B 5 5 5 5 5 5 5 5 5 5 5 5 5 5

21

T
A
B

22

T
A
B

23

T
A
B

24

T
A
B

Bourrée

Uit: Suite voor Luit, BWV 996

Johann Sebastian Bach

Standaard stemming

♩ = 120

The image displays a musical score for guitar, consisting of standard notation and guitar tablature (TAB) for measures 1 through 12. The score is written in C major and 3/4 time. The tempo is marked as ♩ = 120. The piece is titled "Bourrée" and is from the Suite for Lute, BWV 996 by Johann Sebastian Bach. The score is divided into two systems, each with two staves. The first system contains measures 1-6, and the second system contains measures 7-12. The first system includes a first ending bracket over measures 7-9 and a second ending bracket over measures 10-12. The notation includes treble clef, a common time signature, and various musical symbols such as accidentals, dynamics (mf), and articulation marks. The TAB notation is written on a six-line staff below the standard notation, with fret numbers and bar lines corresponding to the standard notation.

Musical notation for measures 13-15. Measure 13 starts with a treble clef and a key signature of one sharp (F#). The guitar part (TAB) shows fret numbers for strings A, B, and E.

Measure 13: Treble clef, F# key signature. Notes: G4, A4, B4, C5. TAB: E (1), A (2), B (0), C (1), D (0), E (2).

Measure 14: Treble clef. Notes: D4, C4, B3, A3. TAB: E (2), A (0), B (2), C (0), D (0), E (3).

Measure 15: Treble clef. Notes: G4, F#4, E4, D4. TAB: E (0), A (3), B (3), C (0), D (4), E (3).

Musical notation for measures 16-18. Measure 16 includes a B VII chord marking. Measure 18 includes a B VII chord marking.

Measure 16: Treble clef. Notes: G4, A4, B4, C5. TAB: E (5), A (5), B (7), C (2), D (0), E (3).

Measure 17: Treble clef. Notes: D4, C4, B3, A3. TAB: E (3), A (2), B (0), C (3), D (0), E (4).

Measure 18: Treble clef. Notes: G4, F#4, E4, D4. TAB: E (0), A (7), B (7), C (1), D (2), E (4).

Musical notation for measures 19-21. Measure 19 includes a B VII chord marking. Measure 20 includes a B III chord marking. Measure 21 includes a B II chord marking.

Measure 19: Treble clef. Notes: G4, A4, B4, C5. TAB: E (9), A (7), B (5), C (5), D (3), E (2).

Measure 20: Treble clef. Notes: D4, C4, B3, A3. TAB: E (2), A (0), B (3), C (3), D (3), E (6).

Measure 21: Treble clef. Notes: G4, F#4, E4, D4. TAB: E (5), A (5), B (0), C (2), D (2), E (5).

Musical notation for measures 22-24. Measure 22 includes a B II chord marking. Measure 24 includes a B II chord marking.

Measure 22: Treble clef. Notes: G4, A4, B4, C5. TAB: E (4), A (0), B (0), C (0), D (0), E (4).

Measure 23: Treble clef. Notes: D4, C4, B3, A3. TAB: E (1), A (3), B (2), C (0), D (1), E (0).

Measure 24: Treble clef. Notes: G4, F#4, E4, D4. TAB: E (2), A (4), B (6), C (4), D (5), E (2).

Musical notation for measures 25-27. Measure 25 includes a first ending bracket. Measure 26 includes a first ending bracket. Measure 27 includes a first ending bracket.

Measure 25: Treble clef. Notes: G4, A4, B4, C5. TAB: E (1), A (2), B (4), C (5), D (4), E (2).

Measure 26: Treble clef. Notes: D4, C4, B3, A3. TAB: E (2), A (2), B (0), C (0), D (2), E (0).

Measure 27: Treble clef. Notes: G4, F#4, E4, D4. TAB: E (0), A (0), B (2), C (0), D (0), E (0).

Gigue

Uit: Suite voor Luit, BWV 996

Johann Sebastian Bach (1685-1750)

Standaard stemming

♩ = 90

The image displays a musical score for the Gigue in D major, BWV 996 by Johann Sebastian Bach. The score is presented in a system of five staves, each containing a treble clef staff and a guitar tablature staff. The time signature is 12/8, and the tempo is marked as ♩ = 90. The first staff begins with a treble clef, a key signature of one sharp (F#), and a 12/8 time signature. The first measure is marked with a first ending bracket and a repeat sign. The dynamic marking *mf* is present. The tablature consists of six lines representing the guitar strings, with numbers indicating fret positions. The score continues with four more systems, each with a new measure number (2, 3, 4, 5) and a key signature change to D major (two sharps). The tablature continues to provide fretting instructions for each measure.

6

TAB
3 0 3 3 0 3 1 0 2 0 4 0 2 0 1 3
2 0 2 3 0 2 5 0 3 2 0 3

7

TAB
0 3 8 7 5 8 7 8 7 0 3 0 0 2 2 2
3 0 7 0 7 4 5 5 7 3 0 2 3 3 0 4 5

8

TAB
0 0 2 0 1 0 2 0 7 0 4 2 0 3 2 0 3 2 0
3 3 4 2 0 2 3 2 6 4 1 2 4 5

9

TAB
3 2 3 4 3 2 4 4 0 4 0 4 0 2 3 2 0
4 4 4 4 0 2 4 0 4 4 0 4 2 4 2

10

TAB
0 4 1 4 0 0 0 0 0 0 2 0 4 2 4 4 4
2 4 2 4 2 4 2 2 2 3 0 2 0 4 2 4 2

11

TAB
0 2 3 5 7 8 7 3
2 4 1 2 4 0 4 2 2 0 4 5 7 4 5

#12

TAB
5 7 8 7 0 3 5 4 3 0 2 3 5 7 0 0 1 3 0 2 3 0 0 3 1

#13

TAB
2 0 4 2 3 0 0 3 2 0 1 4 2 7 6 4 4 2 1 2 0 4 2 2 5 4

#14

TAB
0 0 2 0 1 3 3 0 2 3 5 7 0 0 1 2 3 0 2 2 4 4 0 2 2 4 0 3 2 0 3 5

#15

TAB
0 0 3 3 2 0 1 0 1 0 2 2 0 5 3 2 0 2 3 2 3 4 4 5 4 2 3 2

#16

TAB
4 4 7 7 5 3 0 8 7 7 0 5 3 3 1 1 0 0 6 4 2 0 9 7 7 2 2 5 3 4 3 2 0 0 3 3 3

#17

TAB
8 8 10 11 7 8 7 8 9 10 9 7 5 7 7 8 7 5 3 5 5 6 5 9 6 7 9 5 7 3 0

Musical notation for measures 18-19. The system includes a treble clef staff with a key signature of one sharp (F#) and a 4/4 time signature. Below the staff is a guitar tablature (TAB) with six lines. The TAB for measure 18 shows fret numbers: 4, 2, 4, 4, 5, 3, 5, 8, 5, 6, 8, 5, 4, 4, 0, 2, 3, 0, 2. Measure 19 continues with fret numbers: 3, 0, 2, 0, 1, 3, 0, 2, 0, 1, 3, 0, 3, 1, 0, 2, 0, 4, 2, 4, 1.

Musical notation for measures 19-20. The system includes a treble clef staff with a key signature of one sharp (F#) and a 4/4 time signature. Below the staff is a guitar tablature (TAB) with six lines. The TAB for measure 19 continues with fret numbers: 3, 0, 2, 0, 1, 3, 0, 2, 0, 1, 3, 0, 3, 1, 0, 2, 0, 4, 2, 4, 1. Measure 20 starts with fret numbers: 0, 1, 0, 0, 1, 2, 1, 0, 5, 4, 0, 10, 9, 7, 5, 4, 5, 4, 6, 4, 0.

Musical notation for measures 20-21. The system includes a treble clef staff with a key signature of one sharp (F#) and a 4/4 time signature. Below the staff is a guitar tablature (TAB) with six lines. The TAB for measure 20 continues with fret numbers: 0, 1, 0, 0, 1, 2, 1, 0, 5, 4, 0, 10, 9, 7, 5, 4, 5, 4, 6, 4, 0. Measure 21 shows a final chord with fret numbers: 5, 4, 6, 4, 0.

Prélude (Fantasia)

Uit: Suite voor Luit, BWV 997

Johann Sebastian Bach

Standaard stemming

♩ = 80

The image displays a musical score for guitar, consisting of four systems of music. Each system includes a treble clef staff with a key signature of one sharp (F#) and a common time signature (C). The first system starts with a dynamic marking of *mf* and a tempo marking of ♩ = 80. The second system begins with a dynamic marking of *p*. The third system includes a fingering instruction *1/2B I* above measure 8 and a fingering instruction *B IV* above measure 9. The fourth system begins with a fingering instruction *1/2B V* above measure 10. Below each staff is a guitar tablature (TAB) line with fret numbers (0-5) and bar lines. The score covers measures 1 through 12.

13 B VII

TAB: 0 0 2 3 2 0 | 0 1 3 1 | 8 7 10 3 5 7 0 3 2 0 0 3

B: 2 3 0 2 3 2 | 0 3 2 0 2 4 2 2 | 0 3 0 2 3 2 0 4

16 17 18

TAB: 0 2 4 0 2 0 4 | 2 0 4 5 5 | 0 4 5 5

B: 1 4 1 2 3 0 2 | 2 4 0 0 3 2 4 2

19 20 21

TAB: 0 2 4 0 4 5 5 | 3 5 4 2 5 4 2 1 2 4 2 | 0 4 2 1 2 4 0 2 0 1 0 2 0

B: 0 3 0 3 2 0 3 2 0 3 0

22 23 24

TAB: 2 1 0 2 1 0 1 3 1 0 3 3 5 0 | 5 4 2 1 2 0 1 3 1 1 0 3 1 | 3 1 0 3 2 3 0 1 3 6 5 3 5 3 0

B: 1 2 4 0 3 0

25 1/2 B I B III

TAB: 6 5 6 2 0 2 3 2 3 5 3 5 3 | 1 0 3 0 1 3 1 5 3 1 | 0 3 1 3 1 3 2 0 2 2 2

B: 0 3 0 0 3 2 3 3 3 0 3 3 3 1 3

28 29 30

TAB: 3 1 1 3 3 1 0 3 | 2 0 2 0 3 2 0 0 3 2 | 2 0 3 3 2 0 3 2 0 0 3 2

B: 1 0 3 1 0 4 2 0 0 2 3 4 4 3 2 0 4 4 0 4 3 2

31 B II

32 B I

33

TAB

34 B III

35 B II

36

TAB

37

38

39 B II 1/2 B I

TAB

40

41

42

TAB

43

44

45

TAB

46 B II

47

48

TAB

49 B III 1/2B I

T 0 7 8 7 5 3 0 1 3 1 1 3 3 1 0 3 1 0 3 1 3 1 0 1 1 0 0 0 0 6 5 4

A 5 10 7 8 7 3 6 2 3 2 1 3 2 1 3 1 3 1 0 1 4 6 4 0 6 5 4

B 0 8 0 7 3 2 0 3 2 0 0 2 3 0

52 B VII 1/2B V B II

T 5 0 10 8 7 7 8 8 7 7 5 5 5 5 4 4 4 4 4 0 1 3 3 1 0

A 3 0 0 7 9 10 10 10 8 7 8 7 5 4 4 4 2 4 1 2 0 1 3 3 1 0

B 3 0 0 7 9 0 2 4 3

55 1/2B V 56 57

T 3 0 2 1 1 5 0 4 5 5 5 7

A 5 2 1 3 2 0 3 0 2 5 5 7 0

B 4 0 0 0 0 0 0 0 0 0 0 0 0

Fuga

Uit: Suite voor Luit, BWV 997

Johann Sebastian Bach (1685-1750)

Standaard stemming

Moderate ♩ = 85

The image displays a guitar score for a piece titled 'Fuga' by Johann Sebastian Bach. The score is presented in five systems, each consisting of a musical staff with standard notation and a corresponding guitar tablature (TAB) staff below it. The music is in 8/8 time and begins with a forte (f) dynamic. The tempo is marked as 'Moderate' with a quarter note equal to 85 beats per minute. The key signature has one sharp (F#). The score includes measures 1 through 15, with measure numbers 1, 2, 3, 4, 5, 6, 7, 8, 9, 10, 11, 12, 13, 14, and 15 clearly marked. The tablature uses numbers 0-7 to indicate fret positions and includes various techniques such as triplets and slurs.

Musical notation for measures 16-19. The top staff shows a treble clef with a key signature of one sharp (F#) and a 4/4 time signature. The bottom staff shows guitar tablature with fret numbers and string numbers (T, A, B).

Musical notation for measures 20-22. The top staff shows a treble clef with a key signature of one sharp (F#) and a 4/4 time signature. The bottom staff shows guitar tablature with fret numbers and string numbers (T, A, B).

Musical notation for measures 23-25. The top staff shows a treble clef with a key signature of one sharp (F#) and a 4/4 time signature. The bottom staff shows guitar tablature with fret numbers and string numbers (T, A, B).

Musical notation for measures 26-28. The top staff shows a treble clef with a key signature of one sharp (F#) and a 4/4 time signature. The bottom staff shows guitar tablature with fret numbers and string numbers (T, A, B).

Musical notation for measures 29-32. The top staff shows a treble clef with a key signature of one sharp (F#) and a 4/4 time signature. The bottom staff shows guitar tablature with fret numbers and string numbers (T, A, B).

Musical notation for measures 33-35. The top staff shows a treble clef with a key signature of one sharp (F#) and a 4/4 time signature. The bottom staff shows guitar tablature with fret numbers and string numbers (T, A, B).

36 37 38 39

TAB: 7 5 4 | 5 3 1 0 | 3 4 2 1 1 0 | 0 3 1 1 0 3
 0 7 5 4 2 0 | 3 4 0 2 | 3 4 2 1 2 0 | 3 2 0 0 2 3

40 41 42

TAB: 1 3 0 | 5 3 1 0 | 3 0 1 0 | 0
 2 1 2 | 3 1 0 1 3 1 0 | 2
 2 0 2 3 | 1 1 | 0 2 4 1 2 4

43 44 45 46

TAB: (0) 2 4 | 5 0 7 8 | 6 7 | 8 9 9
 3 0 2 3 0 2 | 1 2 0 5 7 9 | 7 7 | 7 10 9 7 10 9
 1 7 | 5 7 5 8 7 0 | 7 7 10 9

47 48


TAB: 5 0 5 0 4 2 4 | 5 3 1 0 0 2
 5 5 3 0 2 0 | 2 2 3 0 2 1 2
 0 3 0 2 0 3 0 2 1 2


49 50


TAB: 2 1 0 1 3 6 5 3 | 1 0 2 1 2 2 0 3 2 0 3 2
 2 2 3 5 | 0 3 2 0 3 2 0 3 2
 5 0 0 4 | 0 3 2 0 3 2 0 3 2


51 52 53


TAB: 5 3 5 6 | 5 3 1 | 5 3 0 1 0 2 1 0 | 3 1
 0 5 4 0 | 5 3 5 0 1 0 2 0 3 | 3 2 0 0 3 2 0 3 0 2
 5 3 2 0 0 0 | 3 0 1 3 | 3 3 2 0 3 0 1


54  55

TAB 

56  57


TAB 


58  59

TAB 

60  61

TAB 

62  63 64

TAB 

65  66 67

TAB 

68 69 70

TAB

0 0 4 2 4 2 5 0 4 2 4 2 | 0 5 0 2 0 3 3 1 0 0 3 | 0 1 0 0 3 1 1 0 0 3

1 0 3 2 0 5 3 5 2 0 3 2 0 3

71 72

TAB

1 0 3 0 3 8 7 5 9 5 8 | 3 0 3 1 3 1 7 10 8 8 7

0 3 2 0 5 7 3 4 1 2 0 9 10 0

73 74

TAB

1 3 1 0 1 0 5 8 6 5 6 5 | 0 1 0 0 3 1 2 1 0 1 0

2 2 0 0 8 7 8 0 3 2 0 4 2

75 76

TAB

0 2 4 5 7 | 1 2 5 3 3 2 2 5 0 3 2

2 2 2 0 2 0 0 0 0 | 0 5 3 3 2 2 5 0 3 3

4 5 3 2 0 0 4

77 78

TAB

3 4 7 5 5 4 4 2 | 0 0 0 4 0 2 4

3 7 5 4 4 2 5 0 3 | 2 3 0 2 2

3

79 80

TAB

3 2 | (2) 2 0 4 0 0 0 3 1 3 2

0 2 3 0 1 2 4 1 | (1) 3 3 2 2 2

0 2 3 0 2 4 1 3 3 2 2 2

81 82

TAB

(3) 3 1 0 1 0 | (0) 0 0 3 1 0 3 2 0 4 0

0 2 0 4 5 0 2 4 | 2 2 2 3

0 0 5 5 3

83 84 85

TAB

4 2 3 5 7 | 3 5 7 8 4 0 | 5 3 2 0 4

4 5 7 4 | 2 0 | 5 4 2 0 4

2 7 6 2 | 2 2 2 0

86 87

TAB

3 0 3 0 3 0 2 0 2 0 2 0 | 1 2 1 2 1 2 0 4 0 4 0 4

2 2 0 0 0 0 0 0 0 0 | 1 0 0 0 0 0 0 0

4 2 0 0 0 0 0 0 0 0

88 89

TAB

5 0 1 0 0 0 0 1 3 3 2 | 1 3 1 1 3 1 0 1

5 2 0 2 3 2 | 0 4 2 0 3 1 0 1

0 0 4 2 0 | 0 0 3 2 0 3

90 91

TAB

0 1 0 0 1 0 0 | 3 4 1 3 3 0 2 3 0 3

3 3 2 0 3 2 | 2 2 0 4 2 0 3

3 1 4 2 0 4 2 0


92 93 94

TAB

1 2 1 1 1 0 3 | 4 5 7 6 5 | 5 7 8

0 0 2 0 3 2 0 | 1 4 5 7 7 5 | 5 7 5 7 5 7


0 3 1 2 0 7 5 | 7 6 7

95  96

TAB

7 6 5 5 4 3 2 1 1 0 | 5 2 5 2 5 2 4 2 4 2 4 2

0 4 2 0 5 4 5 0 5 4 2 5


97  98

TAB

4 0 0 0 3 2 2 2 | 1 3 1 4 3 3 2 1 3 2

3 3 3 2 2 2 0 0 3 2 0 3

5 5 5 5 5 5 5 5 5 5 5 5

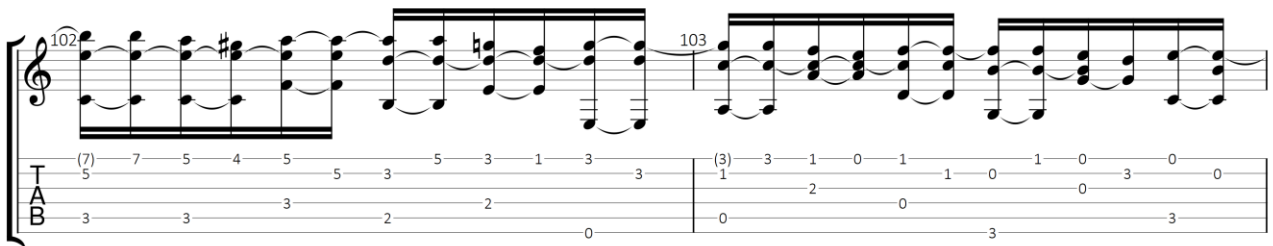
99  100 101

TAB

3 5 3 6 5 5 4 3 1 0 | 5 0 5 4 5 7 4 8 7 0 1

6 5 4 2 0 2 3 0 2 0 7 7 5 7 0

6 3 0 2 0 5 7 8 5 7 6 7 0


102  103

TAB

(7) 7 5 4 5 5 3 5 3 1 3 3 | (3) 3 1 0 1 1 0 1 0 3 0

3 3 3 2 2 0 0 2 0 0 0 3 0

5 3 5 3 1 3 3 1 0 1 0 1 0 3 0


104  105

TAB

(0) 0 5 3 1 0 3 1 0 2 1 2 | 3 1 0 3 5 0 2 1 2 1

2 1 0 2 1 2 0 2 4 0 2 3

1 0 2 4 0 2 3

106  107

TAB

5 3 3 3 5 4 4 4 2 4 | 1 0 3 2 1 2 0 2

3 3 5 3 5 3 6 4 6 4 6 4 | 1 1 2 1 2 1 3 2 3 3 3 2

5 3 5 3 5 3 6 4 6 4 6 4 2 4 1 0 3 2 1 2 0 2

♩ = 85 *rall* ----- ♩ = 70 = 85

108 109 110

111 112 113

114 115 116 117

118 119 120

121 122 123

124 125 126 127

TAB

128 129 130

TAB (0) 2 1 2 3 | (3) 1 0 1 3 0 | (0) 3 1 3 0 1

131 132 133

TAB (1) 3 1 0 0 2 3 | (3) 7 5 3 2 0 | 2 8 7 5 3 2

134 135 136

TAB 3 4 5 2 4 2 4 | 3 0 1 3 5 6 | 2 3 3 0

137 138 139 140

TAB (0) 3 0 1 3 5 | 0 2 1 3 | (3) 0 1 0 2 0 | 2 3 0 1 0 1

141 142 143

TAB 0 7 0 8 7 5 3 | 6 5 3 5 0 2 0 | 8 7 5 9 7 5

144 145 146 147

TAB 7 5 4 0 7 5 4 | 5 3 1 3 0 | 3 4 2 1 0 | 0 3 1 1 0 3

148 149 150

TAB

| | | | | | | | | | | | | | | | | | | | |
|---|---|---|---|---|---|---|---|---|---|---|---|---|---|---|---|---|---|---|---|
| 1 | 3 | 0 | 5 | 3 | 1 | 0 | 3 | 0 | 1 | 0 | 3 | 1 | 0 | 1 | 3 | 1 | 0 | 2 | 0 |
| 2 | 0 | 2 | 2 | 3 | | | | | | | | | | | | | | 2 | 4 |
| 2 | 0 | 2 | 3 | | | | 1 | | | | 1 | | | | | | | 0 | |

151 152 153 154

TAB

| | | | | | | | | | | | | | | | | | | | |
|-----|---|---|---|---|---|---|---|---|---|---|---|---|---|---|---|---|---|---|---|
| (0) | 2 | 4 | 5 | 0 | 7 | 8 | 6 | 7 | 8 | 9 | 7 | 8 | 9 | 7 | 8 | 9 | 7 | 8 | 9 |
| 3 | 0 | 2 | 3 | 0 | 2 | | 7 | 7 | 7 | 7 | 7 | 7 | 7 | 7 | 7 | 7 | 7 | 7 | 7 |
| | | | | 1 | | | 5 | 7 | 5 | 8 | 7 | 0 | 7 | | | | | | |

155 156 157 158

TAB

| | | | | | | | | | | | | | | | | | | | |
|---|---|---|---|---|---|---|---|---|---|---|---|---|---|---|---|---|---|---|---|
| 5 | 0 | 5 | 0 | 4 | 2 | 4 | 5 | 3 | 1 | 0 | 0 | 2 | 2 | 2 | 2 | 2 | 2 | 2 | 2 |
| 5 | 5 | 3 | 0 | 2 | 0 | 0 | 2 | 2 | 3 | 0 | 2 | 1 | 2 | 2 | 2 | 2 | 2 | 2 | 2 |
| 0 | | | | | | | 3 | 3 | 0 | 2 | 1 | 2 | | | | | | | |

Sarabande

Uit: Suite voor Luit, BWV 997

Johann Sebastian Bach (1685-1750)

Standaard stemming

♩ = 40

1 *f* B V 1/2 B III B III ① ② ②

4

6

8 B III ③

11 12

TAB: 2 0 1 1 1 3 0 0 0 1 3 3 | 3 5 5 2 2 2 2 0 0 3 0

B: 3 2 2 0

13 14

TAB: 3 2 0 2 3 0 0 1 0 2 1 | 0 2 0 2 0 1 3 0 1 0 3 1

B: 5 0 2 3 2 3 3 0 2

15 16 17

TAB: 0 3 1 5 3 1 0 1 1 0 3 1 | 1 0 2 3 2 0 | 1 0 2 3

B: 3 0 0 1 3 3 | 2 3 3 2 2 0 | 2 3

18 19 20

TAB: 0 1 3 1 0 2 3 1 | 2 2 3 0 2 0 3 2 0 | 3 5 7 5 3 0 3 0 1 5

B: 3 3 3 2 3 0 2 0 3 2 0 2 3 4 5

21 22 23

TAB: 1 0 1 3 0 0 7 8 | (7) 5 5 3 3 2 (2) 3 5 | 2 3 5 0 4 2 6 2 4

B: 3 7 3 3 2 4 5 0 4 2 6

24 B II

TAB: (0) 2 4 0 2 5 3 2 3 5 2 4 | 0 0 3 0 2 2 3 3 2

26 1/2 B II ②

TAB: (3) 6 0 0 0 3 2 2 2 0 2 2 | 2 2 2 5 5 3 3 6 5 3 6 0

28 B I

TAB: 1 0 3 3 3 1 4 4 4 2 0 0 | 0 0 3 3 1 1 5 3 1 0 3

30 B I

TAB: 0 1 0 3 1 0 2 1 2 1 0 | 3 7 2 5 0 2 1 3 1

32 B II 1. 2.

TAB: 0 4 5 6 4 0 1 2 3 1 0 2 | 2 2 2 2 2 2 2 2 3 | 2 2 2 2 2 2 2 2 2

Gigue-Double

Uit: Suite voor Luit, BWV 997

Johann Sebastian Bach (1685-1750)

Standaard stemming

♩ = 85

Musical notation for measures 13-15. Measure 13 starts with a treble clef, a key signature of one sharp (F#), and a 4/4 time signature. The guitar tablature (TAB) is shown below the staff, with fret numbers 4, 5, 0, 0, 1, 4, 4, 5, 0, 5, 6, 7, 7, 8, 0, 5, 4, 5, 7, 8.

Musical notation for measures 16-18. Measure 16 includes a 'B II' marking above the staff. The guitar tablature (TAB) for measures 16-18 is: 7, 0, 4, 0, 2, 3, 5, 3, 2, 0, 0, 0, 0, 0, 0, 0, 7.

Musical notation for measures 19-21. Measure 19 includes a repeat sign. The guitar tablature (TAB) for measures 19-21 is: 5, 4, 7, 6, 5, 7, 7, 6, 8, 3, 2, 3, 5, 6, 5, 2, 3, 0, 1, 3, 1, 0, 0, 4, 0, 1, 3, 0.

Musical notation for measures 22-24. The guitar tablature (TAB) for measures 22-24 is: 3, 1, 0, 3, 3, 1, 1, 0, 1, 2, 0, 1, 0, 6, 6, 5, 1, 0, 2, 3, 2, 0, 3, 2, 0, 3, 3, 3, 2, 0, 3, 2, 3, 3, 1, 0, 6, 6, 5, 1, 3, 2.

Musical notation for measures 25-27. The guitar tablature (TAB) for measures 25-27 is: 0, 1, 3, 0, 1, 0, 3, 1, 2, 2, 3, 2, 3, 0, 3, 2, 3, 3, 3, 1, 0, 3, 0, 0, 2, 3, 0, 3, 2, 3, 3, 3, 1, 0, 3, 0, 2, 2.

28 29 30

TAB

31 32 33

TAB

34 35 36 B II

TAB

m i a m a m i m

37 38 39

TAB

40 41 42 B II

TAB

43 44 45 B III

TAB

46 47 48

TAB

1 2 2 2 3 2 2 3 0 0 1 2 2 1 3 5 6

3 1 0 3 1 4 0 2 2 1 2

49 50 51

1. 2.

TAB

0 1-2 0 1 3 1-0 4-4 7 4-4 4-4

3 0 2 0 0 3 0 0 0 3 0 0

Prélude

Uit: Suite voor Luit, BWV 998

Johann Sebastian Bach (1685-1750)

Standaard stemming

♩ = 120

The image displays a guitar score for the 'Prélude' from the Suite for Lute, BWV 998 by Johann Sebastian Bach. The score is presented in five systems, each consisting of a musical staff with a treble clef and a guitar tablature staff below it. The piece is in C major and 3/4 time, with a tempo of 120 beats per minute. The first system starts with a forte (*f*) dynamic and a fortissimo (*fff*) dynamic. The second system continues with *f* and *fff* dynamics. The third system includes a 'let ring' instruction. The fourth and fifth systems continue the melodic and harmonic development of the piece. The tablature provides fret numbers for each note, and the 'let ring' instruction indicates where to sustain notes.

16 17 18

TAB

0 2 0 0 4 0 0 3 | 2 2 2 0 2 3 2 3 | 2 3 3 2 0 0 3

0 3 | 0 4 | 2 3 2

19 20 21

TAB

0 2 0 2 0 2 1 0 | 3 3 2 3 0 3 7 | 6 7 7 5 3 4 0 0

4 0 | 2 4 1 2 |

22 23 24

TAB

0 3 2 0 2 0 3 | 2 0 0 3 2 0 3 | 2 3 2 0 0 3 2

2 | 2 | 4 2 0 0 3 2

25 26 27

TAB

0 4 3 3 1 | 4 2 2 2 3 0 | 3 4 4 1 1 0 3

2 | 0 4 | 4 4

28 29 30

TAB

2 0 2 2 2 1 | 2 5 2 2 4 0 4 0 | 4 2 5 3 5 8 7 5

2 4 | 0 2 | 6

31 32 33

TAB

3 2 3 0 0 4 | 0 3 0 3 2 0 2 2 | 2 0 3 2 3 7 5 3

0 2 | 3 0 | 4

34 35 36

TAB

2 0 2 3 2 3 2 4 | 3 4 2 3 3 | 2 3 3 5 8 | 7 6 7

0 0 0 0 0 0 0 0

Detailed description: This system contains measures 34, 35, and 36. Measure 34 has a treble clef, a key signature of one sharp (F#), and a 4/4 time signature. The melody consists of quarter notes: F#4, G4, A4, B4, C5, B4, A4, G4. The bass line has a half note G2 and a half note F#2. Measure 35 has a treble clef, a key signature of one sharp (F#), and a 4/4 time signature. The melody consists of quarter notes: A4, B4, C5, B4, A4, G4, F#4, E4. The bass line has a half note F#2 and a half note G2. Measure 36 has a treble clef, a key signature of one sharp (F#), and a 4/4 time signature. The melody consists of quarter notes: F#4, G4, A4, B4, C5, B4, A4, G4. The bass line has a half note G2 and a half note F#2. The guitar tablature is written below each measure, with fret numbers 0-8. The first staff of the TAB is for the treble clef and the second for the bass clef.

37 38 39

TAB

7 5 7 3 2 3 3 1 | 0 0 1 0 1 0 3 | 1 3 0 0 2 1 0 4

3 3 3 3 3 3 3 3

Detailed description: This system contains measures 37, 38, and 39. Measure 37 has a treble clef, a key signature of one sharp (F#), and a 4/4 time signature. The melody consists of quarter notes: G4, F#4, E4, D4, C4, B3, A3, G3. The bass line has a half note G2 and a half note F#2. Measure 38 has a treble clef, a key signature of one sharp (F#), and a 4/4 time signature. The melody consists of quarter notes: F#4, G4, A4, B4, C5, B4, A4, G4. The bass line has a half note G2 and a half note F#2. Measure 39 has a treble clef, a key signature of one sharp (F#), and a 4/4 time signature. The melody consists of quarter notes: G4, A4, B4, C5, B4, A4, G4, F#4. The bass line has a half note G2 and a half note F#2. The guitar tablature is written below each measure, with fret numbers 0-7. The first staff of the TAB is for the treble clef and the second for the bass clef.

40 41 42

TAB

2 1 0 2 0 0 4 | 0 2 1 2 0 3 2 2 | 1 2 0 2 3 2 1 2

3 3 3 3 3 3 3 3

Detailed description: This system contains measures 40, 41, and 42. Measure 40 has a treble clef, a key signature of one sharp (F#), and a 4/4 time signature. The melody consists of quarter notes: F#4, G4, A4, B4, C5, B4, A4, G4. The bass line has a half note G2 and a half note F#2. Measure 41 has a treble clef, a key signature of one sharp (F#), and a 4/4 time signature. The melody consists of quarter notes: G4, A4, B4, C5, B4, A4, G4, F#4. The bass line has a half note G2 and a half note F#2. Measure 42 has a treble clef, a key signature of one sharp (F#), and a 4/4 time signature. The melody consists of quarter notes: F#4, G4, A4, B4, C5, B4, A4, G4. The bass line has a half note G2 and a half note F#2. The guitar tablature is written below each measure, with fret numbers 0-4. The first staff of the TAB is for the treble clef and the second for the bass clef.

43 44 45

TAB

2 3 0 2 1 2 2 0 | 3 7 5 3 2 0 2 3 | 2 3 2 1 0 2 2 0

4 4 4 4 4 4 4 4

Detailed description: This system contains measures 43, 44, and 45. Measure 43 has a treble clef, a key signature of one sharp (F#), and a 4/4 time signature. The melody consists of quarter notes: G4, A4, B4, C5, B4, A4, G4, F#4. The bass line has a half note G2 and a half note F#2. Measure 44 has a treble clef, a key signature of one sharp (F#), and a 4/4 time signature. The melody consists of quarter notes: F#4, G4, A4, B4, C5, B4, A4, G4. The bass line has a half note G2 and a half note F#2. Measure 45 has a treble clef, a key signature of one sharp (F#), and a 4/4 time signature. The melody consists of quarter notes: G4, A4, B4, C5, B4, A4, G4, F#4. The bass line has a half note G2 and a half note F#2. The guitar tablature is written below each measure, with fret numbers 0-7. The first staff of the TAB is for the treble clef and the second for the bass clef.

46 47 48

TAB

3 2 0 2 0 2 0 0 | 2 0 2 0 3 0 2 0 3 2 0 3 4 2

4 4 4 4 4 4 4 4

Detailed description: This system contains measures 46, 47, and 48. Measure 46 has a treble clef, a key signature of one sharp (F#), and a 4/4 time signature. The melody consists of quarter notes: G4, A4, B4, C5, B4, A4, G4, F#4. The bass line has a half note G2 and a half note F#2. Measure 47 has a treble clef, a key signature of one sharp (F#), and a 4/4 time signature. The melody consists of quarter notes: F#4, G4, A4, B4, C5, B4, A4, G4. The bass line has a half note G2 and a half note F#2. Measure 48 has a treble clef, a key signature of one sharp (F#), and a 4/4 time signature. The melody consists of quarter notes: G4, A4, B4, C5, B4, A4, G4, F#4. The bass line has a half note G2 and a half note F#2. The guitar tablature is written below each measure, with fret numbers 0-4. The first staff of the TAB is for the treble clef and the second for the bass clef.

49 50 51

TAB

0 3 2 0 0 2 0 | 5 0 4 0 2 0 5 2 3 5 4 2 4

0 0 0 0 0 0 0 0

Detailed description: This system contains measures 49, 50, and 51. Measure 49 has a treble clef, a key signature of one sharp (F#), and a 4/4 time signature. The melody consists of quarter notes: F#4, G4, A4, B4, C5, B4, A4, G4. The bass line has a half note G2 and a half note F#2. Measure 50 has a treble clef, a key signature of one sharp (F#), and a 4/4 time signature. The melody consists of quarter notes: G4, A4, B4, C5, B4, A4, G4, F#4. The bass line has a half note G2 and a half note F#2. Measure 51 has a treble clef, a key signature of one sharp (F#), and a 4/4 time signature. The melody consists of quarter notes: F#4, G4, A4, B4, C5, B4, A4, G4. The bass line has a half note G2 and a half note F#2. The guitar tablature is written below each measure, with fret numbers 0-5. The first staff of the TAB is for the treble clef and the second for the bass clef.

52 53 54

55 56 57

58 59 60

61 62 63

64 65 66

67 68 69

70 71 72 73 74

f *mf* *f*

T 5 1 0 3 0 2 0 3 | 2 3 2 4 2 1 0 0 | 2 0 0 0 | (0) 4 | (4)

A 4 0 2 2 2 2 0 0 | 2 4 2 0 0 | (0) 4 | (4)

B 0 0 0 2 3 | 5 0 0 0 | (0) 4 | (4)

Fuga

Uit: Suite voor Luit, BWV 998
Johann Sebastian Bach (1685-1750)

Standaard stemming

♩ = 60

The image displays a musical score for guitar, consisting of five systems. Each system includes a treble clef staff with a common time signature (C) and a guitar tablature staff below it. The first system begins with a forte dynamic marking (*fff*) and a tempo marking of ♩ = 60. The score is written in a key signature of one sharp (F#) and a common time signature. The tablature uses numbers 0-5 to indicate fret positions. The piece is a fugue, characterized by its complex rhythmic patterns and polyphonic texture. The first system covers measures 1-3, the second system measures 4-6, the third system measures 7-9, the fourth system measures 10-11, and the fifth system measures 12-14. The score concludes with a final measure in the fifth system.

15

TAB

3 2 0 3 5 3 2 0 3 0 0 3 1 1 0 4
 4 2 0 4 4 0 2 3 2 4 2 3 2 2 0 2
 0 4 4 0 2 0 2 4 4 0 3 1 1 0 4
 2 3 2 2 3 0 0 3 1 1 0 4
 0 4 2 4 4 2 0 4 2 2 3 2

18

TAB

4 0 3 3 2 1 1 2 0 0 2 2 3 2 2 3 2 2 0 3
 2 1 4 4 2 0 0 3 2 2 3 4 1 0 2 2 0 4
 0 4 0 3 2 1 2 0 3 3 3 3 3
 0 4 0 3 2 1 2 0 3 3 3 3 3

21

TAB

3 2 5 2 3 3 0 5 1 3 0 2 3 3 2 7 5 8
 4 2 0 3 1 0 2 1 4 2 0 2 0 2 0 5 6
 0 0 2 4 0 2 0 3 2 3 3 2 0 2 0 4 0 7
 0 0 2 4 0 2 0 3 2 3 3 2 0 2 0 4 0 7

24

TAB

3 2 0 2 3 3 1 5 1 3 0 3 3 2 0 2 2 0 5 5 0 3
 2 3 0 2 3 3 1 5 1 3 0 3 3 2 0 2 2 0 7 8 5
 4 0 2 3 3 1 5 1 3 0 3 3 2 0 2 2 0 5 5 0 3
 0 2 3 3 1 5 1 3 0 3 3 2 0 2 2 0 7 8 5

27

TAB

3 2 0 0 0 0 2 3 3 2 0 5 3 2 0 3 2 0 0 0
 5 3 0 2 2 3 0 2 3 3 2 0 2 3 0 2 0 2 0 0
 5 0 2 3 3 2 0 2 3 3 2 0 2 3 0 2 0 2 0 0
 5 0 2 3 3 2 0 2 3 3 2 0 2 3 0 2 0 2 0 0

30

TAB

0 0 2 4 0 4 2 2 2 2 0 2 0 0 2 2 3 3 0 2 2 3 2 3
 0 0 2 4 0 4 2 2 2 2 0 2 0 0 2 2 3 3 0 2 2 3 2 3
 2 3 0
 2 3 0

32

TAB

0 2 0 2 3 2 5 3 2 0 3 2 3 2

4 4 4 2

33

TAB

0 3 2 0 2 2 2 2 4 0 0 2 0 2 3 2 3

1 0 0 2 2 4 0

0

34

TAB

2 3 2 0 2 2 0 0 0 0 2 0 2 3 4 3 4 2 5 2 5 3 4 0 4 2 5 0 5

0 4 0 2 0 0

36

TAB

3 7 4 7 0 9 10 9 10 9 7 5 3 2 3 7

0 7 9 2

37

TAB

5 3 2 0 2 3 2 3 3 3 3 3 1 5 1 5 0 3 0 2 3 2 0 3 0 5 0 5

6 0 2 4 0 0 2 3 0 2

0 0 0 0

39


TAB

3 7 3 7 0 2 3 2 0 3 2 3 5 7 8

6 2 3 2 3 4


4 0 4

40



TAB

42




TAB

43




TAB

44



TAB

46




TAB

47



TAB

48



TAB

49

TAB

4 1 2 0 3 2 1 4 2 3 0 2 1 2

3 4 0 2 1 1 2

Detailed description: This system contains measures 49 and 50. Measure 49 has a treble clef, a key signature of one sharp (F#), and a common time signature. The melody consists of quarter notes: F#4, G4, A4, B4, A4, G4, F#4, E4, D4, C4. The bass line consists of quarter notes: D3, C3, B2, A2, G2, F#2, E2, D2. Measure 50 continues the melody with quarter notes: D4, E4, F#4, G4, A4, B4, A4, G4, F#4, E4, D4, C4. The bass line consists of quarter notes: D3, C3, B2, A2, G2, F#2, E2, D2.

50

TAB

2 2 0 2 2 2 1 2 3 2 0 2 1 1 5 3 5 2 5 0 5 4 5 0 5

4 0 0 2 4 4 2 0 2 4 2 0 2

Detailed description: This system contains measures 50 and 51. Measure 50 has a treble clef, a key signature of one sharp (F#), and a common time signature. The melody consists of quarter notes: D4, E4, F#4, G4, A4, B4, A4, G4, F#4, E4, D4, C4. The bass line consists of quarter notes: D3, C3, B2, A2, G2, F#2, E2, D2. Measure 51 continues the melody with quarter notes: D4, E4, F#4, G4, A4, B4, A4, G4, F#4, E4, D4, C4. The bass line consists of quarter notes: D3, C3, B2, A2, G2, F#2, E2, D2.

52

TAB

7 5 0 5 3 2 0 3 1 0 1 4 0 0 4 3 2 3 0 3 3 2 3 3 3

6 2 3 0 0 4 2 2 0 3 0

Detailed description: This system contains measures 52 and 53. Measure 52 has a treble clef, a key signature of one sharp (F#), and a common time signature. The melody consists of quarter notes: D4, E4, F#4, G4, A4, B4, A4, G4, F#4, E4, D4, C4. The bass line consists of quarter notes: D3, C3, B2, A2, G2, F#2, E2, D2. Measure 53 continues the melody with quarter notes: D4, E4, F#4, G4, A4, B4, A4, G4, F#4, E4, D4, C4. The bass line consists of quarter notes: D3, C3, B2, A2, G2, F#2, E2, D2.

54

TAB

0 3 3 3 2 0 3 1 0 2 0 2 3

4 2 0 2 4

Detailed description: This system contains measures 54 and 55. Measure 54 has a treble clef, a key signature of one sharp (F#), and a common time signature. The melody consists of quarter notes: D4, E4, F#4, G4, A4, B4, A4, G4, F#4, E4, D4, C4. The bass line consists of quarter notes: D3, C3, B2, A2, G2, F#2, E2, D2. Measure 55 continues the melody with quarter notes: D4, E4, F#4, G4, A4, B4, A4, G4, F#4, E4, D4, C4. The bass line consists of quarter notes: D3, C3, B2, A2, G2, F#2, E2, D2.

55

TAB

3 2 3 2 3 2 4 0 4 2 0 1 2 4 2

0 0 4 2 0 4 2

Detailed description: This system contains measures 55 and 56. Measure 55 has a treble clef, a key signature of one sharp (F#), and a common time signature. The melody consists of quarter notes: D4, E4, F#4, G4, A4, B4, A4, G4, F#4, E4, D4, C4. The bass line consists of quarter notes: D3, C3, B2, A2, G2, F#2, E2, D2. Measure 56 continues the melody with quarter notes: D4, E4, F#4, G4, A4, B4, A4, G4, F#4, E4, D4, C4. The bass line consists of quarter notes: D3, C3, B2, A2, G2, F#2, E2, D2.

56

TAB

0 4 2 0 1 2 4 2 1 4 2 1 2 4 2 1 0 2 0 0 0 2 3 0 1 4

2 0 2 0 2 0 2 0 2 0 2 0 0

Detailed description: This system contains measures 56 and 57. Measure 56 has a treble clef, a key signature of one sharp (F#), and a common time signature. The melody consists of quarter notes: D4, E4, F#4, G4, A4, B4, A4, G4, F#4, E4, D4, C4. The bass line consists of quarter notes: D3, C3, B2, A2, G2, F#2, E2, D2. Measure 57 continues the melody with quarter notes: D4, E4, F#4, G4, A4, B4, A4, G4, F#4, E4, D4, C4. The bass line consists of quarter notes: D3, C3, B2, A2, G2, F#2, E2, D2.

58

TAB: 2 1 0 2 3 0 1 4 3 1 0 2 3 0 1 4

59

TAB: 3 2 0 2 2 2 4 2 1 3 4 1 2 0

60

TAB: 4 2 1 3 4 5 2 0 4 2 1 3 4 5 2 0 | 4 3 1 0 2 0 4 2 4 2 4 2 0 4 2 4

62

TAB: 3 0 2 0 2 4 2 0 1 0 2 0 4 | 2 0 2 3 2 4 2 0 2 4 2 0 0 0

64

TAB: 0 0 2 4 0 4 0 2 5 5 0 5 0 5 | 2 3 2 3 2 3 2 3 2 0 2 2 0

66

TAB: 2 2 3 5 5 4 | 3 3 2 0 2 0 2 3 2 3 | 0 0 4 0 6 6 0 | 1 1 2 2 0 2 0 2 3 2 3

68 69

TAB

2 3 2 0 2 2 0 0 0 0 | 1 3 1 3 2 2 2 2 0 1

0 4 2 4 5 4 | 2 0 2 4 0 2 2 1

70 71

TAB

4 4 5 0 0 7 | 0 0 3 3 3 2 3 3

3 3 6 8 8 8 | 8 8 0 3 3 2 2

0 0 6 7 7 0 | 7 0

72 73

TAB

3 2 2 2 0 3 0 3 0 2 0 2 | 3 2 2 0 0 0 2 3 5 5

0 2 0 3 4 | 4 2 1 2 2 0 4 5 5

5 4 2 0 0 4 4 2 | 4 0 0 4 2 0 5 7 6 7

74 75

TAB

0 3 0 2 3 3 3 3 5 5 | 2 0 2 4 2 4 4 5 5

5 4 2 0 0 4 4 2 | 4 0 0 4 2 0 6 7 6 7

76 77

TAB

3 2 1 2 0 4 2 4 2 0 1 0 2 0 4 | 0 2 2 3 2 4 0 2 3 2

2 4 3 | 0 4 0 4

78 79 80

TAB

0 3 2 3 2 0 3 2 | 0 0 2 0 0 5 | 4 0 0 0 2 3 0

0 2 0 4 2 | 1 2 0 2 0 4 5 | 4 2 0 0 4 2

81 82 83

TAB

2 0 3 0 2 4 5 0 | 3 2 0 2 3 7 | 5 3 2 0 3 3 0

2 0 4 0 4 0 2 4 2 2 4 4 0 2 4 0 5 2 3 2

84 85

TAB

5 0 3 2 0 5 0 3 2 | 0 7 7 5 0 2 3 3 2

4 5 0 4 2 0 2 4 1 7 7 6 0 2 5 5 3

86 87 88

TAB

3 3 2 2 3 3 0 | 5 3 5 3 0 0 0 4 0 3 2

4 4 2 0 2 2 3 5 0 2 2 0 0 0 1 2 2

3 0 0 0 2 3 2 4 4 2 0 2 4 0 2 0 2

89 90 91

TAB

0 0 3 2 0 3 5 | 3 2 0 3 2 2 3 0 0 3 1 1 0

4 4 2 0 3 4 4 2 0 2 3 4 2 0 2 0 2 2 0

4 0 4 4 0 0 2 0 2 4 4 0 4 4 2 2 3

92 93 94

TAB

4 4 0 3 3 2 | 1 1 2 0 0 2 2 3 2 2 3 2 2 0

2 2 1 4 4 2 0 0 3 2 2 4 1 1 0 2 2 0

2 0 4 0 3 2 1 2 3 0 3 3 3 3

95 96 97

TAB

3 3 2 5 2 3 | 3 5 1 3 0 2 3 3 2 7

4 4 2 0 2 4 0 2 0 3 2 3 0 2 0 2 2 0

3 0 0 2 4 2 0 3 2 3 3 2 0 2 0 4 0

98 99 100

TAB

5 3 2 0 2 3 3 1 | 5 1 3 0 3 3 2 | 0 2 2 0 5 5 0

8 2 3 3 3 1 | 1 3 0 5 5 3 | 0 3 3 2 7 8

7 4 0 2 4 1 2 0 7

101 102 103 104

TAB

3 3 2 0 0 0 0 2 3 | 0 0 2 3 3 2 0 5 3 2 | 0 2 3 0 0 3 2

5 5 3 2 2 3 | 0 2 3 0 2 | 2 3 0 2

4 5 0 2 3 2 3 0 0 4 (3) (2) (4)

Allegro

Uit: Suite voor Luit, BWV 998

Johann Sebastian Bach (1685-1750)

Standaard stemming

♩ = 100

1 2 3 4 5 6 7 8 9 10 11 12 13 14 15 16 17 18 19 20

TAB

21 B II 22 23 24 25 26 ② 121

TAB: 2 1 2 0 2 2 | 0 2 3 2 1 3 | 2 2 4 2 3 5 | 2 3 5 2 4 5 | 7 5 4 7 0 3 | 2 3 0 4 1 0 0

27 28 29 30 31 32 343 B II f

TAB: 2 1 2 0 2 | 2 2 1 2 3 2 | 0 2 1 2 2 | 3 0 3 2 0 2 | 2 4 4 3 5 2 | 5 2 0

33 34 35 36 37 38

TAB: 5 3 5 2 3 | 0 2 2 0 2 | 3 3 3 2 3 5 2 3 | 2 0 2 0 2 0 | 2 4 0 4 2 0 0 2 0 0

39 40 41 42 43 B VII B V ⑤

TAB: 1 0 2 5 4 5 | 0 5 3 4 0 | 7 8 7 10 8 7 7 8 7 8 7 | 5 7 8 7 7 5 5

44 45 46 47 48 B IV B IV

TAB: 4 5 7 4 | 0 1 0 2 0 | 4 4 5 4 5 4 | 0 1 0 2 3 4 2 | 1 2 4 0 3 2

B II

49 50 51 52 53

TAB

54 55 56 57 58

TAB

B VI

59 60 61 62 63

TAB

B V

B III

B II

64 65 66 67 68

TAB

B II

69 70 71 72 73 74

TAB

75 76 77 78 79

TAB

B V

80 81 82 83 84

TAB

85 86 87 88 89 90

313

TAB

91 92 93 94 95 96

242

TAB

Prélude in C mineur, BWV 999

(versie voor luit)

Johann Sebastian Bach (1685-1750)

Standaard stemming

♩ = 120

The image displays a musical score for guitar/lute, consisting of five systems. Each system includes a treble clef staff with a key signature of two flats (B-flat and E-flat) and a 3/4 time signature. The music is written in a rhythmic pattern of eighth notes. The first system starts with a dynamic marking of *f* (forte). Below each treble staff is a guitar tablature (TAB) staff with six lines, containing fret numbers and bar lines. The systems are numbered 1 through 15, with the first system containing measures 1-3, the second 4-6, the third 7-9, the fourth 10-12, and the fifth 13-15. The tablature includes various techniques such as triplets and slurs.

Musical notation for measures 16-18. The system includes a treble clef staff with a key signature of two flats and a 4/4 time signature. The guitar tablature below shows fret numbers for strings T (top) and B (bottom).

Measures 16-18: Treble clef, key signature of two flats, 4/4 time. Tablature: T (top), B (bottom). Measure 16: T 7 8 8 8 7 8 7 3 7 7; B 3 7 8 8 7 8 7 3 7 7. Measure 17: T 7 5 7 5 7 5 7 7; B 7 5 7 5 7 5 7 7. Measure 18: T 7 5 7 5 7 5 7 7; B 7 5 7 5 7 5 7 7.

Musical notation for measures 19-21. The system includes a treble clef staff with a key signature of two flats and a 4/4 time signature. The guitar tablature below shows fret numbers for strings T (top) and B (bottom).

Measures 19-21: Treble clef, key signature of two flats, 4/4 time. Tablature: T (top), B (bottom). Measure 19: T 3 3 3 3 3 3 0 3 3; B 3 3 3 3 3 3 0 3 3. Measure 20: T 5 7 5 7 5 7 5 5; B 5 7 5 7 5 7 5 5. Measure 21: T 7 8 6 8 7 8 7 7; B 7 8 6 8 7 8 7 7.

Musical notation for measures 22-24. The system includes a treble clef staff with a key signature of two flats and a 4/4 time signature. The guitar tablature below shows fret numbers for strings T (top) and B (bottom).

Measures 22-24: Treble clef, key signature of two flats, 4/4 time. Tablature: T (top), B (bottom). Measure 22: T 7 7 8 7 7 7 7 7 7; B 7 7 8 7 7 7 7 7 7. Measure 23: T 6 8 6 8 6 8 6 6 6; B 6 8 6 8 6 8 6 6 6. Measure 24: T 5 4 5 4 5 4 5 5 5; B 5 4 5 4 5 4 5 5 5.

Musical notation for measures 25-27. The system includes a treble clef staff with a key signature of two flats and a 4/4 time signature. The guitar tablature below shows fret numbers for strings T (top) and B (bottom).

Measures 25-27: Treble clef, key signature of two flats, 4/4 time. Tablature: T (top), B (bottom). Measure 25: T 8 9 8 9 8 9 8 7 8 8; B 8 9 8 9 8 9 8 7 8 8. Measure 26: T 7 5 8 5 7 5 7 7 7; B 7 5 8 5 7 5 7 7 7. Measure 27: T 2 1 2 1 2 1 2 0 2 2; B 2 1 2 1 2 1 2 0 2 2.

Musical notation for measures 28-30. The system includes a treble clef staff with a key signature of two flats and a 4/4 time signature. The guitar tablature below shows fret numbers for strings T (top) and B (bottom).

Measures 28-30: Treble clef, key signature of two flats, 4/4 time. Tablature: T (top), B (bottom). Measure 28: T 5 3 5 3 5 3 5 4 5 5; B 5 3 5 3 5 3 5 4 5 5. Measure 29: T 4 2 4 2 4 2 4 4 4; B 4 2 4 2 4 2 4 4 4. Measure 30: T 5 3 3 3 5 5 1 5 5; B 5 3 3 3 5 5 1 5 5.

Musical notation for measures 31-33. The system includes a treble clef staff with a key signature of two flats and a 4/4 time signature. The guitar tablature below shows fret numbers for strings T (top) and B (bottom).

Measures 31-33: Treble clef, key signature of two flats, 4/4 time. Tablature: T (top), B (bottom). Measure 31: T 5 2 1 2 5 2 5 6 5 5; B 5 2 1 2 5 2 5 6 5 5. Measure 32: T 4 2 1 2 4 2 4 5 4 4; B 4 2 1 2 4 2 4 5 4 4. Measure 33: T 4 2 1 2 4 2 4 4 4; B 4 2 1 2 4 2 4 4 4.

34 35 36

37 38 39

40 41 42

43 44 45

Fuga in A mineur, BWV 1000

(versie voor luit)

Johann Sebastian Bach (1685-1750)

Standaard stemming

♩ = 70

The image displays a musical score for guitar/lute, consisting of five systems. Each system includes a treble clef staff with musical notation and a guitar tablature staff below it. The score is in 7/8 time and features a dynamic marking of *f* (forte) at the beginning of each system. The tablature uses numbers 0-7 to indicate fret positions. The first system starts with a 7-measure rest followed by notes. The second system begins with a 3-measure rest. The third system starts with a 5-measure rest. The fourth system begins with a 7-measure rest. The fifth system starts with a 9-measure rest. The score concludes with a final measure in the fifth system.

Musical notation for measures 11 and 12. Measure 11 starts with a treble clef, a key signature of one sharp (F#), and a common time signature. The melody consists of eighth notes. The bass line is indicated by a 'p' (piano) dynamic marking. The guitar tablature below shows fingerings for both hands.

TAB
 0 0 1 1 2 1 0 0 2 1 0 3 0 1 2 | 1 0 3 1 0 3 1 0 1 0 0 5 3

Musical notation for measures 13 and 14. Measure 13 features a treble clef, a key signature of two sharps (F# and C#), and a common time signature. The melody is primarily eighth notes. The guitar tablature shows complex fingerings, including a 7-fret barre.

TAB
 4 8 8 8 7 5 7 7 | 6 5 6 9 5 3 1 0 3 1
 2 7 7 7 7 7 7 5 | 5 9 5 2 2 0 0 3 3 2 2 0

Musical notation for measures 15 and 16. Measure 15 continues with a treble clef, a key signature of two sharps, and a common time signature. The melody includes some sixteenth notes. The guitar tablature shows a 3-fret barre and various fingerings.

TAB
 3 1 1 2 2 2 3 1 2 0 1 | 12 12 12 12 10 8 10 7

Musical notation for measures 17 and 18. Measure 17 starts with a treble clef, a key signature of two sharps, and a common time signature. The melody features eighth notes. The guitar tablature includes a 7-fret barre and various fingerings.

TAB
 8 10 13 7 12 | (12) 10 10 10 10 8 7 8 5
 10 10 10 10 10 8 10 9 | 10 10 9 10 10 9

Musical notation for measures 19 and 20. Measure 19 continues with a treble clef, a key signature of two sharps, and a common time signature. The melody consists of eighth notes. The guitar tablature shows a 7-fret barre and various fingerings.

TAB
 7 12 5 10 | (10) 8 8 8 8 7 7 8 7
 (10) 8 8 8 8 6 5 6 7 | 9 9 7 9 10 9 7 10 8

Musical notation for measures 21 and 22. Measure 21 continues with a treble clef, a key signature of two sharps, and a common time signature. The melody consists of eighth notes. The guitar tablature shows a 5-fret barre and various fingerings.

TAB
 5 10 10 8 7 8 10 8 | 7 12 10 8 7 10
 8 6 5 6 8 6 9 10 | 10 8 7 8 10 8 7 7 9 9 9

Musical notation for measures 23-24. Measure 23 includes a dynamic marking of *f*. The guitar tablature below shows the fretting for each measure.

TAB: 0 8 7 3 5 7 | 8 7 5 4 5 5-3 2 3 3
 8 7 5 7 4 5 2 4 5 | 5 5 5 4 2 4 5-3 2 3 5
 9 7 5 7 4 5 2 4 5 | 7 5 4 2 2 2 2 2

Musical notation for measures 25-26. Measure 26 includes a triplet marking. The guitar tablature below shows the fretting for each measure.

TAB: 3 2 0 2 4 0 0 | 0 5 4 5 4 0 0
 5 4 4 2 0 2 4 | 0 4 2 4 2 0 7 7 7
 0 2 3 0 2 4 2 0 7 7 7

Musical notation for measures 27-28. The guitar tablature below shows the fretting for each measure.

TAB: 4 5 3 5 6 7 7 7 | 7 5 3 5 2 3 3 3
 7 5 3 5 2 3 0 7 | 2 4 5 2 4 5 2

Musical notation for measures 29-30. The guitar tablature below shows the fretting for each measure.

TAB: 3 1 0 1 3 1 0 0 | 0 2 3 2 0 4 4 7 7 7
 1 2 2 0 4 0 2 0 | 4 1 4 0 3
 0 0 0 0 0 0 0 3

Musical notation for measures 31-32. The guitar tablature below shows the fretting for each measure.

TAB: 7 5 3 5 5 5 3 2 3 3 | 8 7 7 6 6 7 7 4
 5 5 5 4 5 5 2 3 | 5 5 5 5 4 4
 3 4 2 2 7 5 4 4

Musical notation for measures 33-34. The guitar tablature below shows the fretting for each measure.

TAB: 4 5 5 2 2 3 3 0 | 0 6 6 8 8 8 8
 3 2 2 1 0 0 | 8 7 8 7 8 7
 2 2 0 0 8 8 7 7

35 36

TAB

0 8 6 7 11 12 10 10 8 | 8 7 7 11 11 12 12 5

5 | 10 8 8 7 7 8 8 4

7 7 8 7 0

37 38

TAB

5 7 3 2 2 2 2 2 | 2 2 2 2 7 5 7 3

4 0 5 5 5 5 5 5 | 4 4 4 4 0 4 0 2

2 2 2 2 4 2 4 0

39 40

TAB

5 5 5 5 5 3 5 2 | 3 2 3 5 7 8 7 5

5 4 5 2 4 4 4 4 | 5 4 5 7 8 10 8 7

4 4 4 4 4 4 4 4 | 0 0

41 42

TAB

3 2 3 5 7 5 7 9 | 11 9 11 12 14 15 14 12

5 4 5 7 8 7 8 9 | 11 9 11 12 14 12 14 12

0 0 0 0

43 44

TAB

11 9 11 12 14 12 14 11 | 7 12 7 12 10 8 10 7 9

11 9 11 12 14 12 14 11 | 9 8 8 9 7 7 9

0 0 7 7

45 46

TAB 0 7 5 5 5 5 7 5 8 6 8 5 6 7 0 7 6 5 10 5 6 7 7 10 8 7 8 10 7 7

47 48

TAB 5 7 8 5 6 8 5 5 3 5 6 3 5 6 3 3 3 0 2 1 3 0 1 2 3 3 0 2 2 0 3 3 0 1 2 3 3 0 2

49 50

TAB 0 2 0 2 0 2 0 2 0 2 0 2 0 2 0 2 0 0 3 2 3 2 3 0 0 0 3 2 3 2 3 0

51 52

TAB 1 0 3 2 3 2 3 0 1 0 3 2 2 3 0 6 7 6 7 6 7 6 7 6 7 6 7 6 7

53 54

TAB 0 0 3 2 7 6 8 6 7 8 6 9 5 8 7 8 0 10 10 9 12 8 6 5 0 5 0 12 0 7 7 7 7 8 0 12

55 56

TAB 0 5 5 5 5 3 1 3 0 1 0 3 4 2 3 5 3 2 3 2 3 3 2 3 3 2 2 0 3 0 2 3 1 5 3 2 3 2 3 0 0 1 2 0

57 58

TAB
3 5 5 5 5 2 3 2 3 4 | 0 5 5 5 2 5 3 2 3 0

59 60

TAB
3 2 0 3 3 3 1 0 1 0 1 | 0 8 8 8 8 5 7 5 7 9
8 8 8

61 62

TAB
10 10 10 10 10 8 7 8 10 | 7 8 8 10 7 10 8 5 5 6 7 4 8
10 10 0 0 10 9 7 9 10 10 | 0 9 9 7 10 7 5 0 7 4 8
8 7

63 64

TAB
0 0 0 0 0 1 0 3 1 | 0 3 3 3 3 5 3 1 0
0 0 0 0 0 2 0 3 2 | 3 2 2 2 0 0 0
3 3 3 2 0 2 3 | 5 2 2 2 0 2 3

65 66

TAB
5 7 8 8 7 5 3 8 3 1 0 3 1 | 0 3 0 0 0 0 0 0
5 3 3 0 1 0 3 1 | 0 3 1 4 2 0 3 2
3 0 2 3 | 3

67 68

TAB
5 5 3 6 5 3 5 0 7 7 6 7 4 7 | 7 7 7 5 4 5 2 3 3 2 0 2 3
3 3 3 3 3 3 3 3 3 3 3 3 3 | 7 0 0 1

69 70

TAB 0 0 3 2 3 0 0 2 2 5 3 4 | 1 2 4 6 7 0 6 7 9 6 7 9 6 7 0

3 5 0 2 5 3 4 0 6 7 9 6 7 0 6

71 72

TAB 7 9 7 9 7 7 7 9 7 9 7 7 | 10 9 10 9 10 10 9 10 9 10 10

0 0 0 0 0 0 0 0 0 0 0 0

73 74

TAB 9 9 9 10 9 9 9 10 9 10 9 10 8 9 10 9 10 8 9 9

0 0 0 0 0 0 0 0 0 0 0 0 0 0 0 0 0 0

75 76

TAB 8 7 8 7 8 8 8 7 8 7 8 8 | 0 12 12 12 12 10 13 10 10 9 9 9 10 12 10 9 9

0 0 0 0 0 0 0 0 0 0 0 0 0 0 0 0 0 0

77 78

TAB 10 8 12 8 8 8 7 7 5 | 4 5 5 2 2 3 3 5

9 9 9 9 9 4 4 3 3 5 5 5 4 5

6 7 7 8 4 4 2 2 2 0 0 0 0 0

79 80

TAB 0 1 0 1 4 5 0 0 0 2 3 3 | 6 5 3 5 5 6 3 6 5 3 5 5 6 3

2 2 4 4 0 3 2 0 6 3 6 3 6 3

3 2 2 0 0 0 0 0 0 0 0 0 0 0

81 82

TAB: 0 7 6 5 7 7 5 6 4 5 7 1 2 4 | 0 0 0 0 3 2 3 7

6 7 6 5 7 7 5 6 4 5 7 1 2 4 | 2 4 3 3 2 3

7 | 5 4

83 84

TAB: 7 3 1 3 7 5 4 5 8 7 5 4 5 7 4 5 5 5

6 4 2 4 7 7 5 7 8 7 3 3 3 3 3 3 3 3

0 0 0 0 0 0 0 0 9 8 7 6 5 4 3 2 1 0

85 86

TAB: 5 4 3 1 1 0 0 8 5 6 4 5

0 5 5 0 5 3 5 3 4 5

2 0 3 0 2 4 5 4 0 0 2 3 2 3 7 3 5 3 3

87 88

TAB: 4 4 4 5 7 8 4 4 5 5 5 5 7 5 4 5

3 6 3 5 0 5 6 5 0 4 5 5 5 4 5 4

2 0 0 2 3 2 2 1 2 7 0 5 4 5 4 5

89 90

TAB: 5 5 0 5 3 1 3 0 2 2 3 0 1 3 1 0 3 0 1

0 7 5 5 5 5 7 0 2 2 0 0 3 3 2 1 2 3 1 2 0

91 92

TAB: 2 2 3 1 0 6 9 7 9 10 8 7 6 10 7 10

0 3 2 3 3 2 0 7 6 9 7 9 10 8 7 6 10 7 10

7 7 6 7 6 9 7 9 10 8 7 6 10 7 10

93 *mf f*

10 8 8 7 7 5 5 3 (3) 3 1 1 0 5 3 2 3
 9 8 7 6 5 4 3 2 2 1 0 4 3 2 0
 0 (0)

95 *rall* $\text{♩} = 70$ $\text{♩} = 36$

4 4 5 7 4 5 7 3 5 6 3 5 6 5 5 7 5 4 5 4 5 4 5 4 5 5 4 5
 3 3 5 6 3 5 6 4 5 7 4 5 7 1 2 4 1 2 4 1 2 4 1 4 4 7 5 4 5 7 0 5 5 5 7 7 5
 2 2 4 5 7 4 5 7 1 2 4 1 2 4 1 4 4 7 5 4 5 4 5 4 5 5 4 5
 0 0 0 3 4 0 0 5

Prélude

Uit: Partita No. 3, BWV 1006a

Johann Sebastian Bach (1685-1750)

Standaard stemming

♩ = 100

The image displays a musical score for guitar, consisting of a treble clef staff and a guitar tablature (TAB) staff. The key signature is three sharps (F#, C#, G#) and the time signature is 3/4. The score is divided into four systems, each with a measure number (1-12) and a circled measure number (1-6) indicating the start of a new phrase. The first system includes a dynamic marking of *f* and a circled measure number 5. The second system includes a circled measure number 4 and a circled measure number 5. The third system includes a circled measure number 7 and a circled measure number 9. The fourth system includes a circled measure number 10 and a circled measure number 12. The TAB staff shows fret numbers (0-12) and includes a 'B VII' bracket over measures 8-9 and 11-12. The score ends with a circled measure number 12.

② ③

f *mf*

TAB

i m i p i m i

②

f

TAB

② ② ④

TAB

②

mf

TAB

② ② ④

f

TAB

Musical notation for measures 28-30. Treble clef, key signature of three sharps (F#, C#, G#). Measure numbers 28, 29, and 30 are indicated. The guitar tablature below shows fret numbers for the strings.

TAB: 4 0 4 4 4 0 4 | 2 4 2 4 1 2 4 1 2 4 1 2 4 1 | 1 2 1 2 4 1 2 4 1 2 4 1 2 4

Musical notation for measures 31-33. Chord changes: B IV (measures 31-32), B VI (measures 33). Measure numbers 31, 32, and 33 are indicated. A circled 3 (③) is above measure 32. The guitar tablature below shows fret numbers.

TAB: 4 6 4 6 7 4 6 7 4 6 7 4 6 7 | 7 4 0 7 4 6 7 5 4 5 7 | 4 6 4 6 8 9 6 8 9 6

Musical notation for measures 34-36. Chord changes: B VI (measures 34-35), B VI (measures 36). Measure numbers 34, 35, and 36 are indicated. A circled 5 (⑤) is below measure 36. The guitar tablature below shows fret numbers.

TAB: 8 9 8 9 6 6 8 9 6 6 8 9 | 6 7 6 7 9 6 7 9 6 7 | 0 9 6 7 4 5 7 6 4 6 4

Musical notation for measures 37-39. Chord changes: B II (measures 37-38), B VI (measures 39). Measure numbers 37, 38, and 39 are indicated. Circled 2 (②) is above measure 37, and circled 3 (③) is above measure 38. A circled 6 (⑥) is below measure 38. The guitar tablature below shows fret numbers.

TAB: 2 2 2 7 4 5 6 5 4 6 4 | 7 6 7 7 6 6 6 6 | 5 4 5 4 3 4 3 4 4 5 6

Musical notation for measures 40-42. Chord changes: B IV (measures 40-41), B IV (measures 42). Measure numbers 40, 41, and 42 are indicated. The guitar tablature below shows fret numbers.

TAB: 5 4 5 7 6 7 6 7 4 5 6 | 5 4 5 6 7 6 7 6 7 4 3 4 4 4 4 3 4 6 4

Musical notation for measures 43-45. Chord changes: B IV (measures 43-45). Measure numbers 43, 44, and 45 are indicated. The guitar tablature below shows fret numbers.

TAB: 4 4 5 4 4 5 4 4 | 6 5 6 5 6 | 4 4 5 4 4 5 4 4

B IV

B IV

B IV

B VII

B II

B II

64 65 66

TAB
2 2 0 2 3 0 | 2 2 1 2 4 1 | 2 2 0 2 3 0
0 0 0 0 0 0 | 0 0 0 0 0 0 | 0 0 0 0 0 0

67 68 69

TAB
2 2 2 2 2 2 | 2 2 1 2 2 2 | 2 2 0 2 2 0
0 0 0 0 0 0 | 0 0 0 0 0 0 | 0 0 0 0 0 0

70 71 72

TAB
3 3 3 3 3 3 | 3 3 3 3 3 3 | 2 2 2 2 2 2
0 4 0 4 0 4 | 0 2 0 2 0 2 | 0 2 0 2 0 2

73 74 75

TAB
2 2 2 2 2 2 | 0 0 0 0 0 0 | 0 0 0 0 0 0
0 0 0 0 0 0 | 0 0 0 0 0 0 | 5 4 5 4 5 4

B II 76 77 78

TAB
2 2 2 2 2 2 | 2 2 2 2 2 2 | 6 6 6 6 6 6
5 4 5 4 5 4 | 5 2 5 2 5 2 | 5 2 5 2 5 2

B II 79 80 81

TAB
0 2 0 2 4 2 | 4 5 4 5 2 4 | 2 4 2 4 5 2 4
0 2 0 2 4 2 | 4 5 4 5 2 4 | 2 4 2 4 5 2 4

82 83 B IV 84

TAB

85 B IV 86 B II 87 B VII ④

TAB

88 ④ 89 B VII ②

TAB

90 B II B IV 91 92 ⑤

TAB

93 ① B IV 94 B IV B II 95 B IV B VI ④

TAB

96 ⑥ 97 98

TAB

99 B II 100 B I 101 B II ②

102 B IV ① 103 B IV ①

104 B IV ④ 105 B VI ③ 106 B II ② ②

107 B II 108 B II 109 B II p p p

110 p p ④ ④ 111 p p p 112 p p

113 B II ④ B IV 115

TAB: 4-5 4-2-0-2/4-5-7 4/5 7-7 0-0-0-0-0-0 | 4-7 4-6-7 4-6-7 5-7 4-0

116 p p B II 117 B II 118 p p

TAB: 5 2 6 4 2 2 2 2 2 2 | 2 4 6 2 4 6 4 5 2 4 | 4 2 5 2 4 2 2 2 2 2

119 ② B II 120 B II 121

TAB: 2 0 2 0 5 4 5 7 0 | 4 2 4 2 5 4 5 2 4 2 | 0 4 2 4 0 0

122 ③ B VII 123 B VII 124 ④ ③

TAB: 3 2 0 2 0 6 4 6 0 0 | 7 8 11 9 7 7 7 9 8 8 11 | 7 10 9 7 5 7 8 8 6

125 B IV ③ B II 126 B II 127 ⑤

TAB: 0 5 4 7 5 4 5 4 6 6 0 | 4 2 5 4 4 2 0 4 0 | 5 2 0 2 2 1 4 2 4 2

128

B II

129

130

③

②

③

⑤

④

131

132

133

134

B VII

4141

135

136

②

f

mf

④

137

138

139

②

③

Loure

Uit: Partita No. 3, BWV 1006a

Johann Sebastian Bach (1685-1750)

Standaard stemming

♩ = 100

The image displays the first eight measures of the 'Loure' piece from Partita No. 3, BWV 1006a by Johann Sebastian Bach. The score is presented in two systems, each containing a standard musical staff and a corresponding guitar tablature (TAB) staff. The key signature is three sharps (F#, C#, G#) and the time signature is 6/8. The piece begins with a mezzo-forte (*mf*) dynamic. Measure 1 starts with a whole note chord (F#, C#, G#) and a bass line of 4-7. Measure 2 features a half note chord (F#, C#, G#) and a bass line of 5-4. Measure 3 contains a half note chord (F#, C#, G#) and a bass line of 5-4. Measure 4 has a half note chord (F#, C#, G#) and a bass line of 5-4. Measure 5 is a half note chord (F#, C#, G#) with a bass line of 2-0. Measure 6 is a half note chord (F#, C#, G#) with a bass line of 4-5. Measure 7 is a half note chord (F#, C#, G#) with a bass line of 2-0. Measure 8 is a half note chord (F#, C#, G#) with a bass line of 4-5. The TAB staves use numbers 0-7 to indicate fret positions. Fingerings are indicated by numbers 1-4 above notes. The piece concludes with a double bar line and a repeat sign.

B VI

B VI

B IV

B IV

1.

B IV

B II

12.

B II

B IV

2121

B II

B II — B IV — B IV — B IV

19 *mf*

TAB

B VI — B IV — B III — B IV

21 22 2424

TAB

B IV — B IV

23 24 2121

TAB

1.

25 26

TAB

2.

27 28

TAB

Gavotte & Rondo

Uit: Partita No. 3, BWV 1006a

Johann Sebastian Bach (1685-1750)

Standaard stemming

♩ = 120

1 2 3 4 5 6 7 8 9 10 11 12 13 14 15 16

f *p* *mf* *p* *mf*

TAB

Musical notation for measures 17-19. Measure 17 starts with a treble clef, a key signature of three sharps (F#, C#, G#), and a 17-measure rest. The melody begins in measure 18. Measure 19 ends with a double bar line. The guitar tablature below shows fingerings for each measure.

TAB: 7 4 5 6 5 | 6 4 2 | 4 2 5 2 5

Musical notation for measures 20-22. Measure 20 starts with a 20-measure rest. The melody begins in measure 21. Measure 22 ends with a double bar line. The guitar tablature below shows fingerings for each measure.

TAB: 5 7 8 9 | 7 4 5 7 | 4 7 4 5 7 4 5 2 4 | 0 0 1 2 2 0 4

Musical notation for measures 23-26. Measure 23 starts with a treble clef and a 23-measure rest. The melody begins in measure 24. Measure 26 ends with a double bar line. The guitar tablature below shows fingerings for each measure.

TAB: 2 2 | 4 2 5 2 4 5 2 | 5 4 4 | 0 4 2 2 4 | 5 6 7 9 6 7

Musical notation for measures 27-29. Measure 27 starts with a treble clef and a 27-measure rest. The melody begins in measure 28. Measure 29 ends with a double bar line. The guitar tablature below shows fingerings for each measure.

TAB: 0 0 0 0 | 0 2 4 0 | 0 1 4 0 4 0

Musical notation for measures 30-32. Measure 30 starts with a treble clef, a key signature change to two sharps (F#, C#), and a 30-measure rest. The melody begins in measure 31. Measure 32 ends with a double bar line. The guitar tablature below shows fingerings for each measure.

TAB: 7 6 4 7 4 6 | 0 9 | 7 7 7 7 | 7 7 7 7 7 7 | 7 9 8 9 0 6 7

Musical notation for measures 33-35. Measure 33 starts with a treble clef and a 33-measure rest. The melody begins in measure 34. Measure 35 ends with a double bar line. The guitar tablature below shows fingerings for each measure.

TAB: 7 8 6 7 0 6 7 | 0 4 2 0 2 4 5 4 | 0 2 0 3 0 2 4 5 2

Musical notation for measures 36-38. Treble clef, key signature of three sharps (F#, C#, G#). Measure 36 starts with a piano (*p*) dynamic. Measure 38 ends with a double bar line and a sharp sign (#).

TAB: 0 2 4 | 6 9 9 | 6 6 9 0 | 0 2 3 4 | 4 7

Musical notation for measures 39-41. Measure 39 starts with a piano (*p*) dynamic, and measure 40 starts with a forte (*f*) dynamic. Measure 41 ends with a double bar line and a sharp sign (#).

TAB: 5 4 7 | 6 4 6 5 | 5 4 6 4 5 7 4 | 0 1 0 2 0 | 2 4

Musical notation for measures 42-44. Measure 42 starts with a piano (*p*) dynamic. Measure 44 ends with a double bar line and a sharp sign (#).

TAB: 4 4 6 7 | 4 2 | 4 2 5 2 5 | 5 4 4 | 7 4 5 7

Musical notation for measures 45-47. Measure 45 starts with a piano (*p*) dynamic. Measure 46 starts with a piano (*p*) dynamic. Measure 47 ends with a double bar line and a sharp sign (#).

TAB: 4 6 | 7 4 5 7 4 5 2 4 | 0 0 1 2 1 0 0 4 | 2 2 4 2 5 2 4 5 2 | 0

Musical notation for measures 48-50. Measure 48 starts with a piano (*p*) dynamic. Measure 49 starts with a piano (*p*) dynamic. Measure 50 starts with a piano (*p*) dynamic. Measure 50 ends with a double bar line and a sharp sign (#).

TAB: 5 4 4 | 0 4 | 2 2 4 | 5 0 0 | 6 7 6 | 0

Musical notation for measures 51-53. Measure 51 starts with a piano (*p*) dynamic. Measure 52 starts with a piano (*p*) dynamic. Measure 53 ends with a double bar line and a sharp sign (#).

TAB: 4 5 3 2 3 3 | 6 4 7 6 4 6 7 5 | 4 5 4 7 4 6 7 5

Musical notation for measures 54-56. The system includes a treble clef staff with a key signature of three sharps (F#, C#, G#) and a guitar tablature staff below it. Measure numbers 54, 55, and 56 are indicated above the staff.

Measure 54: Treble clef staff shows a sequence of eighth notes: G4, A4, B4, C5, B4, A4, G4. Tablature: 6 7 6 7 4 5 7 4.

Measure 55: Treble clef staff shows a sequence of eighth notes: G4, A4, B4, C5, B4, A4, G4. Tablature: 5 2 4 6 7 4 6 5.

Measure 56: Treble clef staff shows a sequence of eighth notes: G4, A4, B4, C5, B4, A4, G4. Tablature: 3 4 2 4 5 2 4 2.

Musical notation for measures 57-59. The system includes a treble clef staff with a key signature of three sharps (F#, C#, G#) and a guitar tablature staff below it. Measure numbers 57, 58, and 59 are indicated above the staff.

Measure 57: Treble clef staff shows a sequence of eighth notes: G4, A4, B4, C5, B4, A4, G4. Tablature: 1 0 2 4 1 2 0 3.

Measure 58: Treble clef staff shows a sequence of eighth notes: G4, A4, B4, C5, B4, A4, G4. Tablature: 2 0 2 2 7 6 7 6.

Measure 59: Treble clef staff shows a sequence of eighth notes: G4, A4, B4, C5, B4, A4, G4. Tablature: 8 6 5 8 7 5 3 2.

Musical notation for measures 60-62. The system includes a treble clef staff with a key signature of three sharps (F#, C#, G#) and a guitar tablature staff below it. Measure numbers 60, 61, and 62 are indicated above the staff.

Measure 60: Treble clef staff shows a sequence of eighth notes: G4, A4, B4, C5, B4, A4, G4. Tablature: 3 2 0 7 7 6 7 7.

Measure 61: Treble clef staff shows a sequence of eighth notes: G4, A4, B4, C5, B4, A4, G4. Tablature: 7 9 10 9 7 5 4 8.

Measure 62: Treble clef staff shows a sequence of eighth notes: G4, A4, B4, C5, B4, A4, G4. Tablature: 5 4 7 5 3 5 4 4.

Musical notation for measures 63-65. The system includes a treble clef staff with a key signature of three sharps (F#, C#, G#) and a guitar tablature staff below it. Measure numbers 63, 64, and 65 are indicated above the staff.

Measure 63: Treble clef staff shows a sequence of eighth notes: G4, A4, B4, C5, B4, A4, G4. Tablature: 2 2 4 2 6 4 7 5.

Measure 64: Treble clef staff shows a sequence of eighth notes: G4, A4, B4, C5, B4, A4, G4. Tablature: 4 2 5 3 3 2 0 4.

Measure 65: Treble clef staff shows a sequence of eighth notes: G4, A4, B4, C5, B4, A4, G4. Tablature: 2 2 4 5 2 4 4.

Musical notation for measures 66-68. The system includes a treble clef staff with a key signature of three sharps (F#, C#, G#) and a guitar tablature staff below it. Measure numbers 66, 67, and 68 are indicated above the staff.

Measure 66: Treble clef staff shows a sequence of eighth notes: G4, A4, B4, C5, B4, A4, G4. Tablature: 2 2 0 4 2 2 2 4.

Measure 67: Treble clef staff shows a sequence of eighth notes: G4, A4, B4, C5, B4, A4, G4. Tablature: 4 2 5 2 5 2 2 6.

Measure 68: Treble clef staff shows a sequence of eighth notes: G4, A4, B4, C5, B4, A4, G4. Tablature: 5 4 4 7 4 5 7.

Musical notation for measures 69-71. The system includes a treble clef staff with a key signature of three sharps (F#, C#, G#) and a guitar tablature staff below it. Measure numbers 69, 70, and 71 are indicated above the staff.

Measure 69: Treble clef staff shows a sequence of eighth notes: G4, A4, B4, C5, B4, A4, G4. Tablature: 4 7 4 5 7 4 5 2.

Measure 70: Treble clef staff shows a sequence of eighth notes: G4, A4, B4, C5, B4, A4, G4. Tablature: 4 2 4 0 0 1 2 1 0 0 4.

Measure 71: Treble clef staff shows a sequence of eighth notes: G4, A4, B4, C5, B4, A4, G4. Tablature: 2 4 2 5 2 4 5 2.

Musical notation for measures 72-75. The key signature is three sharps (F#, C#, G#). Measure 72 starts with a half note chord. Measures 73-75 contain eighth and quarter notes.

TAB: 5 4 4 | 0 4 | 2 2 4 | 5 4 7 4 | 2 2 5 7 | 2 2 7 5 7 | 2 2 7 5 7 | 0 6 6 7 | 0 6 6 7

Musical notation for measures 76-78. Measure 76 has a half note chord. Measures 77-78 contain eighth and quarter notes.

TAB: 6 5 2 1 2 0 | 4 2 4 2 6 4 | 4 7 5 4 5 6 | 4 4 6 4 6 4 | 6 7 5 3 4 5 | 6 7 5 3 4 5 | 6 7 5 3 4 5 | 6 7 5 3 4 5

Musical notation for measures 79-81. Measure 79 has a half note chord. Measures 80-81 contain eighth and quarter notes.

TAB: 4 4 0 4 2 2 | 5 4 6 4 4 4 | 9 8 9 2 1 2 | 4 4 6 4 6 4 | 4 4 6 4 4 4 | 4 4 6 4 4 4 | 7 7 | 7 7

Musical notation for measures 82-84. Measure 82 has a half note chord. Measures 83-84 contain eighth and quarter notes.

TAB: 6 9 8 9 7 | 9 8 9 7 9 8 9 7 | 4 4 5 6 6 4 5 | 6 9 9 | 6 9 9 7 9 8 9 7 | 4 4 5 6 6 4 5 | 6 9 9 | 6 9 9 7 9 8 9 7 | 4 4 5 6 6 4 5

Musical notation for measures 85-87. Measure 85 has a half note chord. Measures 86-87 contain eighth and quarter notes.

TAB: 4 4 6 4 4 6 4 | 4 5 6 4 5 5 4 6 | 4 4 6 4 4 6 4 | 4 4 6 4 4 6 4 | 4 4 6 4 4 6 4 | 4 4 6 4 4 6 4

Musical notation for measures 88-90. Measure 88 has a half note chord. Measures 89-90 contain eighth and quarter notes.

TAB: 2 4 0 4 2 0 | 3 0 2 0 3 2 1 2 | 1 1 0 1 3 0 2 4 | 3 4 2 0 0 | 3 0 2 0 3 2 1 2 | 1 1 0 1 3 0 2 4

Musical notation for measures 91-92. The key signature is three sharps (F#, C#, G#). Measure 91 contains a melodic line with notes G4, A4, B4, C5, B4, A4, G4, F#4. Measure 92 contains a melodic line with notes E4, F#4, G4, A4, B4, C5, B4, A4. The guitar tablature for measure 91 is 5-4-3-4-5-4-3-4. The guitar tablature for measure 92 is 5-3-2-0-8-8-6-9.

Musical notation for measures 93-95. Measure 93 contains a melodic line with notes G4, A4, B4, C5, B4, A4, G4, F#4. Measure 94 contains a melodic line with notes E4, F#4, G4, A4, B4, C5, B4, A4. Measure 95 contains a melodic line with notes G4, A4, B4, C5, B4, A4, G4, F#4. The guitar tablature for measure 93 is 7-6-4-3-4. The guitar tablature for measure 94 is 0-2-4-2-0-3. The guitar tablature for measure 95 is 3-1-4-4-2. Dynamics markings include *p* and *f*.

Musical notation for measures 96-97. Measure 96 contains a melodic line with notes G4, A4, B4, C5, B4, A4, G4, F#4. Measure 97 contains a melodic line with notes E4, F#4, G4, A4, B4, C5, B4, A4. The guitar tablature for measure 96 is 4-2-5-2-5. The guitar tablature for measure 97 is 5-7-4-5-7.

Musical notation for measures 98-100. Measure 98 contains a melodic line with notes G4, A4, B4, C5, B4, A4, G4, F#4. Measure 99 contains a melodic line with notes E4, F#4, G4, A4, B4, C5, B4, A4. Measure 100 contains a melodic line with notes G4, A4, B4, C5, B4, A4, G4, F#4. The guitar tablature for measure 98 is 4-7-4-5-7-4-5-2-4. The guitar tablature for measure 99 is 0-0-1-2-1-0-0-4. The guitar tablature for measure 100 is 2-4-2-5-4-5-2.

Musical notation for measures 101-103. Measure 101 contains a melodic line with notes G4, A4, B4, C5, B4, A4, G4, F#4. Measure 102 contains a melodic line with notes E4, F#4, G4, A4, B4, C5, B4, A4. Measure 103 contains a melodic line with notes G4, A4, B4, C5, B4, A4, G4, F#4. The guitar tablature for measure 101 is 5-4-0-4. The guitar tablature for measure 102 is 2-2-4. The guitar tablature for measure 103 is 5-6-0.

Menuet 1

Uit: Partita No. 3, BWV 1006a

Johann Sebastian Bach (1685-1750)

Standaard stemming

♩ = 120

The musical score is presented in two systems. The first system covers measures 1 through 8, and the second system covers measures 9 through 16. The notation includes a treble clef staff with notes and a guitar TAB staff with fret numbers. Dynamic markings such as *mf*, *mp*, *p*, and *m* are used throughout. Fingering numbers (1-4) are provided for many notes. Chord diagrams for B II, B IV, and B V are included above the staff. The key signature is three sharps (F#, C#, G#) and the time signature is 3/4.

17 *1/2B II* *a m a* *m i m i a* *i* 20 *i a i m i*

TAB: 4 2 2 1 | 2 0 4 2 | 1 2 0 2 3 | 3 0 2 2

21 *m i m i* *B IV* *i a i m i* *B II* 24 *m i m a i m*

TAB: 4 6 7 4 6 4 | 4 6 7 6 | 2 4 6 2 4 6 | 2 2 4 2 1 4

25 *i m i m i a* *m i* *p p p* 28 *p m i m*

TAB: 1 0 2 0 2 5 | 0 4 0 4 2 0 | 5 4 2 4 | 0 2 4 0

29 *i m p i m a* *B IV* *m i m* *m a* 32 *p i m a*

TAB: 1 0 1 0 3 | 3 0 2 2 | 5 4 7 5 | 4 7 5 0

33 *1/2B II* *B II* 34

TAB: 2 2 2 | 0 1 4 | 0 0 1 | 0 0 1

Menuet 2

Uit: Partita No. 3, BWV 1006a

Johann Sebastian Bach (1685-1750)

Standaard stemming

♩ = 120

1 *mf*

2 3

4 5 6 7

8 9 10 11

12 13 14 15

16 *p* 17 18 19

Musical notation for measures 20-23. The system includes a treble clef staff with a key signature of three sharps (F#, C#, G#) and a guitar tablature staff with fret numbers.

Measure 20: Treble clef staff shows a quarter note G4, quarter note A4, quarter note B4, quarter note C5. Tablature: 2 4 5 2.

Measure 21: Treble clef staff shows a quarter rest, quarter note G4, quarter note A4, quarter note B4. Tablature: 2 4 3 6.

Measure 22: Treble clef staff shows a quarter note G4, quarter note A4, quarter note B4, quarter note C5. Tablature: 4 6 6 0.

Measure 23: Treble clef staff shows a quarter note G4, quarter note A4, quarter note B4, quarter note C5. Tablature: 4 6 3 6.

Musical notation for measures 24-27. The system includes a treble clef staff with a key signature of three sharps (F#, C#, G#) and a guitar tablature staff with fret numbers.

Measure 24: Treble clef staff shows a quarter note G4, quarter note A4, quarter note B4, quarter note C5. Tablature: 2 2 2 4.

Measure 25: Treble clef staff shows a quarter note G4, quarter note A4, quarter note B4, quarter note C5. Tablature: 4 5 4 7.

Measure 26: Treble clef staff shows a quarter note G4, quarter note A4, quarter note B4, quarter note C5. Tablature: 4 5 7 0.

Measure 27: Treble clef staff shows a quarter note G4, quarter note A4, quarter note B4, quarter note C5. Tablature: 0 5 2 4 0.

Musical notation for measures 28-30. The system includes a treble clef staff with a key signature of three sharps (F#, C#, G#) and a guitar tablature staff with fret numbers.

Measure 28: Treble clef staff shows a quarter note G4, quarter note A4, quarter note B4, quarter note C5. Tablature: 4 2 0 4 2 0.

Measure 29: Treble clef staff shows a quarter note G4, quarter note A4, quarter note B4, quarter note C5. Tablature: 4 5 4 7 5.

Measure 30: Treble clef staff shows a quarter note G4, quarter note A4, quarter note B4, quarter note C5. Tablature: 7 5 4 7.

Musical notation for measures 31-32. The system includes a treble clef staff with a key signature of three sharps (F#, C#, G#) and a guitar tablature staff with fret numbers.

Measure 31: Treble clef staff shows a quarter note G4, quarter note A4, quarter note B4, quarter note C5. Tablature: 0 2 2 4.

Measure 32: Treble clef staff shows a quarter note G4, quarter note A4, quarter note B4, quarter note C5. Tablature: 0 1 0 1.

Bourrée

Uit: Partita No. 3, BWV 1006a

Johann Sebastian Bach (1685-1750)

Standaard stemming

♩ = 160

The image displays a guitar score for the Bourrée by Johann Sebastian Bach. It consists of four systems of music, each with a standard notation staff and a corresponding TAB staff. The key signature is three sharps (F#, C#, G#) and the time signature is 4/4. The score includes various fingering techniques such as double stops, triplets, and slurs. Specific techniques are labeled with '1/2B II', 'B II', '1/2B IV', 'B IV', and circled numbers 1 through 5. The first system starts with a dynamic marking of *f*. The TAB staves provide fret numbers for each note, with some notes marked with '0' for open strings. The piece concludes with a final double bar line and a circled number 5 in the fifth system.

1. 2.

36 B II 1. 2.

37 p. p.

38

T 0 7 5 4 2 4 | 0 0 1 0 2 | 0 0 1 0

A 1 2 6 | 0 1 2 | 0 1 2

B 2 | 0 2 | 0

Gigue

Uit: Partita No. 3, BWV 1006a

Johann Sebastian Bach (1685-1750)

Standaard stemming

♩ = 120

1 2 3 4 5 6 7 8 9 10 11 12 13 14 15

f *p* *f* *p* *f*

TAB

1. 2.

16 17 18 19

20 21 22

23 24 25

26 27 28 *mf*

29 30 31

32 33 34 *p* *f* *p* *f*

35 36 37

TAB

meer songs en solo's te spelen

- Songs & solo's | TABsPro applicaties | TabsPro Songs akkoorden
- Songs & solo's | TABsPro applicaties | TabsPro Solo's tabulaturen
- Songs & solo's | TABsPro applicaties | TabsPro Scores partituren
- Gitaar | Praktijk | Akkoordprogressies Barré Shapes
- Gitaar | Praktijk | Elektrische gitaar en ritmesectie
- Gitaar | Praktijk | Play Together | Modules: *Blues, Rock, Reggae, Funk & Jazz*
- Gitaar | Praktijk | Solo Master | Modules: *Funk (Neo)-Soul, (Smooth)-Jazz, Latin Rock & Ballads*
- Muziekgenres | Blues (LICKZ app)
- Muziekgenres | Rock (CHORDZ app)
- Programma's & downloads | E-boeken

backing tracks te gebruiken

- Backing & solo tracks algemeen | "JAMZ" serie (7 modules)
- Backing & solo tracks algemeen | Backing Tracks (conversies)

de basgitaar te leren kennen

- Basgitaar | Praktijk | Voorbeelden & oefeningen
- Basgitaar | Praktijk | V.o.X. visuele training
- Basgitaar | Praktijk | Stijlvoorbeelden met audio
- Basgitaar | Praktijk | Basgitaar & ritmesectie
- Programma's & downloads | E-boeken

En vergeet niet de grote hoeveelheid eenvoudig toegankelijke muziektheorie, om je nog sneller en efficiënter naar je muzikale doelen te brengen.

Het materiaal voor de website van **GuitarJan.com** wordt onder redactie van **Jan van den Hogen** samengesteld.

Jan is een amateur-gitarist die, zoals hij zelf aangeeft, niet al te best gitaar speelt, maar veel lol heeft in dat wat hij in ieder geval muzikaal voor het voetlicht weet te brengen. Hij is een pragmatisch denker, altijd zoekend naar de gemakkelijkste oplossingen en simpelste theoretische toepassingen binnen de complexe muzikliteratuur, zodat iedereen er van kan genieten.

